

Cambridge City Council Meeting Minutes Tuesday, July 6, 2021

A regular meeting of the Cambridge City Council was held on Tuesday, July 6, 2021, at Cambridge City Hall Council Chambers, 300 3rd Avenue NE, Cambridge, Minnesota, 55008.

Members Present: Mayor James Godfrey; Council Members Lisa Iverson, Kersten Conley, Mark Ziebarth, and Bob Shogren.

Staff Present: City Administrator Vogel, Assistant City Administrator Lewis, Police Chief Schuster, Finance Director Moe, and Utilities/Public Works Director Schwab.

Call to Order and Pledge of Allegiance

Godfrey called the meeting to order at 5:00 pm and led the public in the Pledge of Allegiance.

Approval of Agenda

Iverson moved, seconded by Ziebarth, to approve the agenda. Motion carried unanimously.

Consent Agenda

Shogren wished to pull item 4A for clarification. Conley moved, seconded by Iverson, to approve consent agenda Items B-C:

- B. Draft May 2021 Financial Statements
- C. League of MN Cities Insurance Trust Municipal Tort Liability Coverage Waiver Form

Upon roll call, Godfrey, Shogren, Ziebarth, Iverson, and Conley voted aye, no nays. Motion passed unanimously.

In the special minutes from June 21, 2021, Shogren wanted to clarify where the American Rescue Plan Act funds were coming from. The funds are coming from the federal government, but will be disbursed through the State of Minnesota. Upon clarification, Shogren moved, seconded by Conley, to approve item 4A of the consent agenda. Motion passed unanimously.

There were no items under Work Session or Unfinished Business.

New Business

Road Closure for Art Fair

Schuster presented a request to close streets for the upcoming Art & Craft Fair being sponsored by the City of Cambridge. The art and craft fair will be held on 2nd Avenue SW and Ashland Street S. Schuster said the request is to close 2nd Avenue SW between Birch Street S to just west of the Post Office alley access, and to close Ashland Street S between 1st Avenue W and 3rd Street SW. Any alley entrances in the area would also be closed. He said the fair hours are from 10am to 3pm, but the streets will be closed from 7am to 5pm to facilitate set-up and tear-down for the event. Iverson moved, seconded by Conley, to approve the road closure request as presented. Motion passed unanimously.

Planning Commission Vacancy Appointment

Lewis announced there is a vacancy on the Planning Commission as a result of member, Arianna Weiler, moving to a location that makes her ineligible to serve on the Commission. Staff reached out to applicants from last fall, and Amanda Latsch is still interested and eligible to serve on the Planning Commission. Staff also solicited for the position through other means, but no eligible applications were received. Latsch was in attendance, and spoke of her interest in being on the Planning Commission and that she is eligible to serve on the commission. Shogren moved, seconded by Ziebarth, to appoint Amanda Latsch to fill the open vacant seat on the Planning Commission. Motion passed unanimously.

Approval of Posting for Full-Time Permit Tech Position

Vogel informed about a staffing issue in the Community and Economic Development Division. The previous part-time permit tech has resigned, and the department is in need of another full-time staff position as staff members are already spread thin. Vogel believes the position most needed at the moment would be a Full-time Permit Technician. He feels this would be the best way to continue to provide the highest quality service in a timely manner. With permit revenue exceeding expectations, and prolonged staff vacancies, Vogel said the new position should not adversely impact the 2021 budget. Shogren moved, seconded by Iverson, to approve the posting for a Full-time Permit Tech. Motion passed unanimously.

Accept Horsman Resignation and Approve Posting of vacancies within the Cambridge Police Department

Schuster informed the council of the resignation of Officer Horsman, leaving a full-time position within the department. He also noted a promotional opportunity to fill Patrol Sergeant from within the department as well. Schuster stated this would leave two full-time officer positions open, and would like to fill both of the positions as soon as possible by advertising of the openings immediately. He said there would be no financial impact as the positions are already funded within the current budget. Ziebarth moved, seconded by Iverson, to approve staff to advertise and begin the hiring process for two Full-time Officers. Motion passed unanimously.

Mayor's Report

Godfrey stated the fireworks for the 4th of July were wonderful, and the weather and mosquitoes cooperated to make it an enjoyable evening. He also wanted to say thank you to Abigail Shogren for her beautiful performance of the National Anthem.

There were no Council Concerns or City Attorney's Report.


City Administrator's Report

Vogel thanked Schwab and the public works staff for helping to make the weekend's festivities more pleasant with their mosquito control measures done on July 1st within the city. He also noted that City Hall would be open to the public again starting on June 7th following repair work due to water damage.

Adjournment of Council Meeting

Being no further business before the City Council, Shogren moved, seconded by Conley, to adjourn the regular meeting at 5:14 pm. Motion carried unanimously.

ATTEST:



Evan Vogel, City Administrator



James A. Godfrey, Mayor

Prepared by: Caroline Moe, Director of Finance

Background

Attached for your review are the **Draft** Monthly Financial Reports for the five months ended May 31, 2021. Included in the Monthly Financial Reports are the following components:

Financial Snapshot

Outstanding City Debt

General Fund - Amended 2021 Budget Compared to Actual

Special Revenue Funds:

Airport Operating Fund – Adopted 2021 Compared to Actual

Debt Service Fund Summary: Adopted 2021 Budget Compared to Actual

Capital Fund Summary:

Adopted 2021 Budget Compared to Actual

Enterprise Funds:

Water Utility - Adopted 2021 Budget Compared to Actual

Wastewater Utility - Adopted 2021 Budget Compared to Actual

Stormwater Utility- Adopted 2021 Budget Compared to Actual

Street Light Utility- Adopted 2021 Budget Compared to Actual

Liquor Store – Adopted 2021 Budget Compared to Actual.

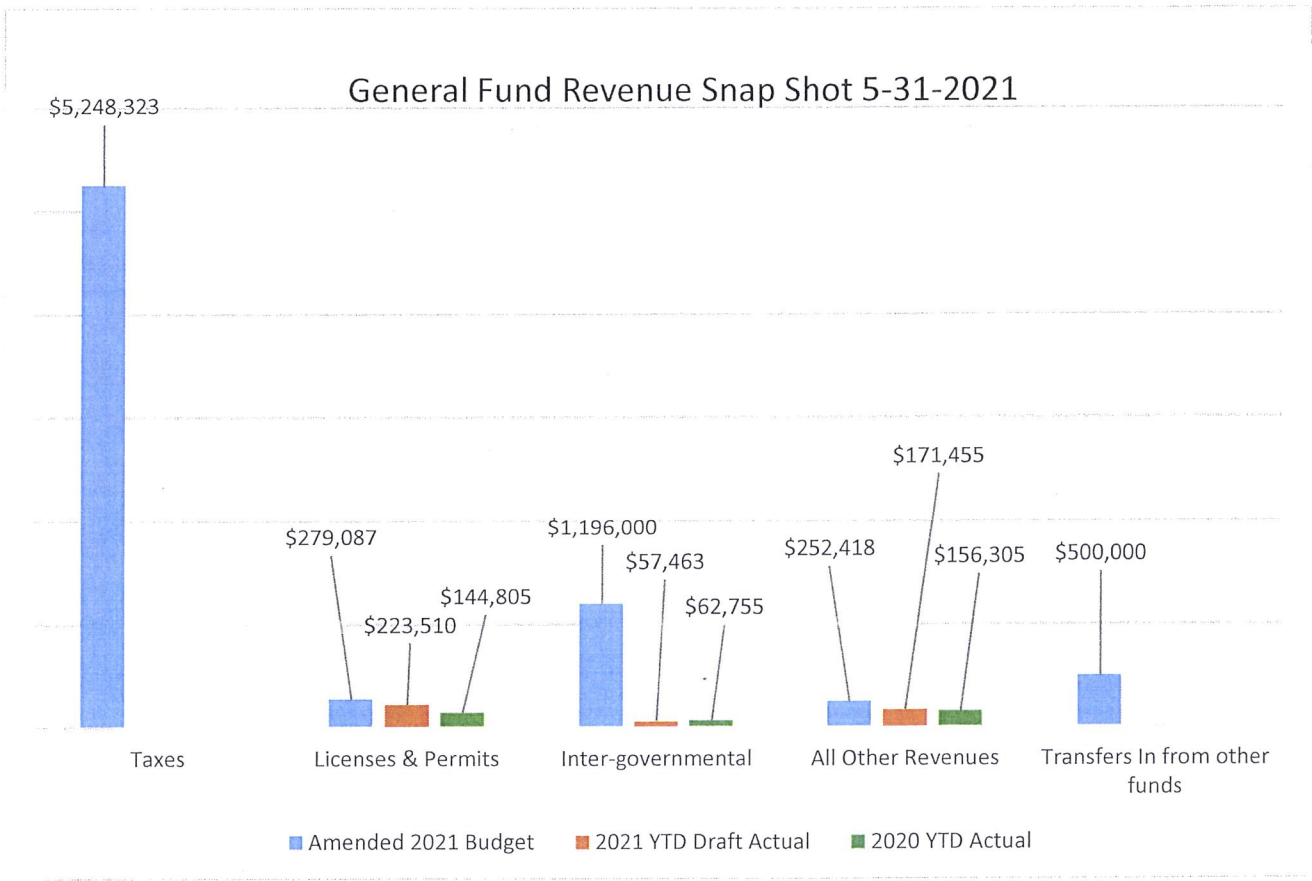
Cash and Investment Summary

Park Expenditure Breakdown Report

Council Action Requested

NONE REQUIRED - For discussion only.

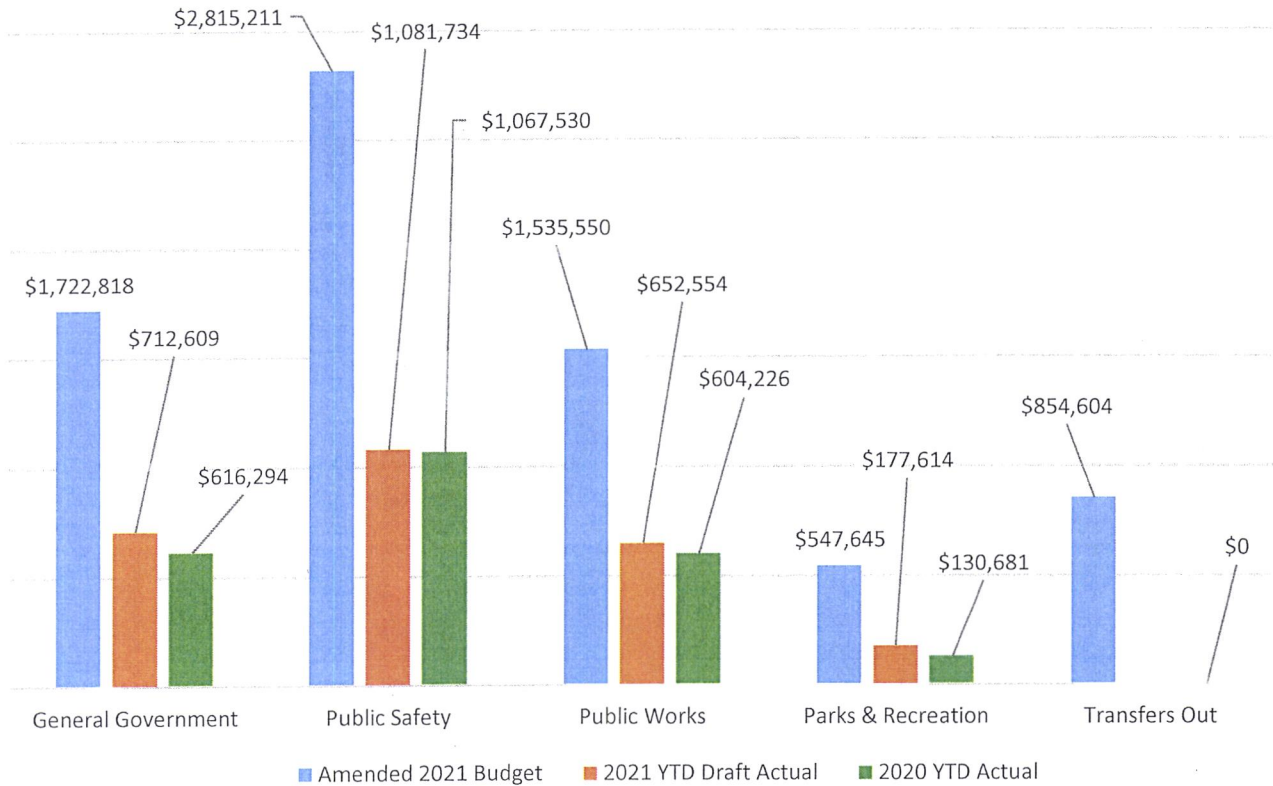
Council Financial Snap Shot



Notes—

- Tax revenue is only received in July and December from Isanti County.
- Inter-governmental revenue is primarily received in July, October and December.
- Permit revenue for 2021 appears to be ahead of 2020.
- Other revenue—on track as expected.
- Transfers in are typically done in the fall.

General Fund Expenditure Snap Shot 5-31-2021



Notes—

- Increase in General Government is due to approximately \$100K more in Administration personnel costs due to costs related to the retirement of the previous City Administrator as well as the new Assistant City Administrator position now coded to this department.
- Increase in Public Works is due to approximately \$10K more of snowplow overtime costs as well as \$30K of additional personnel costs related to the retirement of staff member along with having one additional staff member in the department for 2021.

Behind the numbers—

15/2

Cambridge is protected by fifteen full-time police officers supported by two office staff professionals. We also employ part-time police officers to help cover shift vacancies that occur. The Police Department has the largest expenditure budget within the City.

Behind the numbers—

57/6

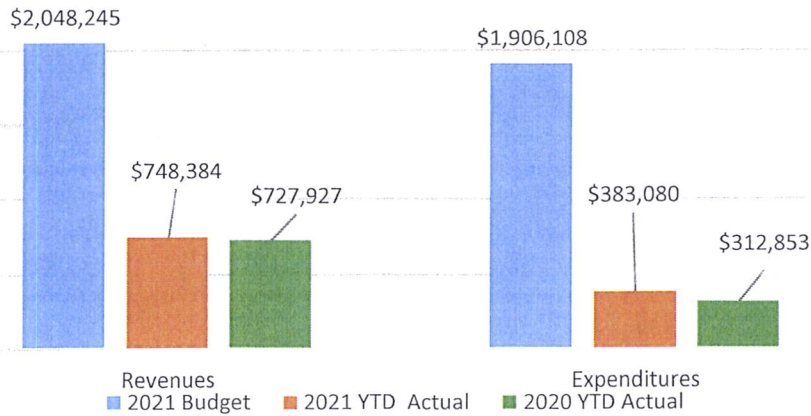
Cambridge maintains fifty-seven miles of streets with six snow plows, two loaders, and two sidewalk machines. The Street Dept plows when two inches or more of snow is received. The Street Dept also sands/salts when conditions are slippery. To report street concerns, call 689-1800.

Behind the numbers—

18

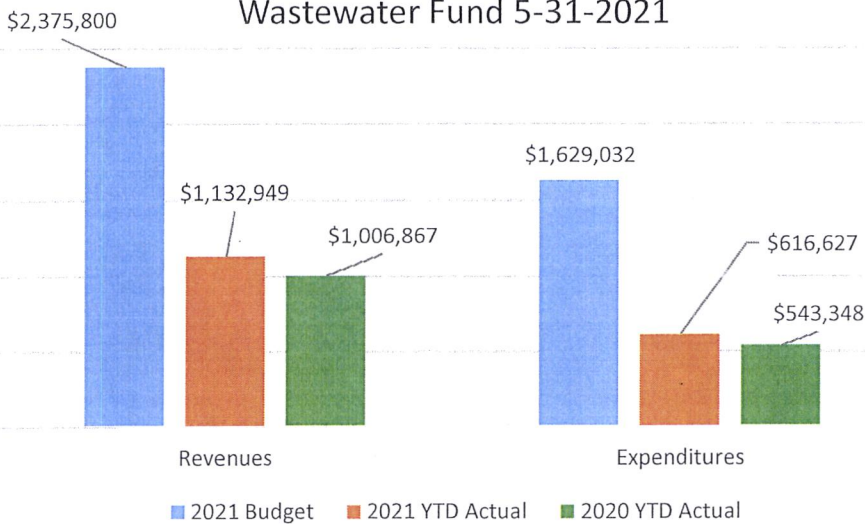
Cambridge has eighteen parks. Park locations and amenities can be found on the City's website at www.ci.cambridge.mn.us

Water Fund 5-31-2021



Water Fund Notes—
Expenditures for 2021 higher than 2020 due to \$60K of meter purchases done earlier in the year as compared to prior year.

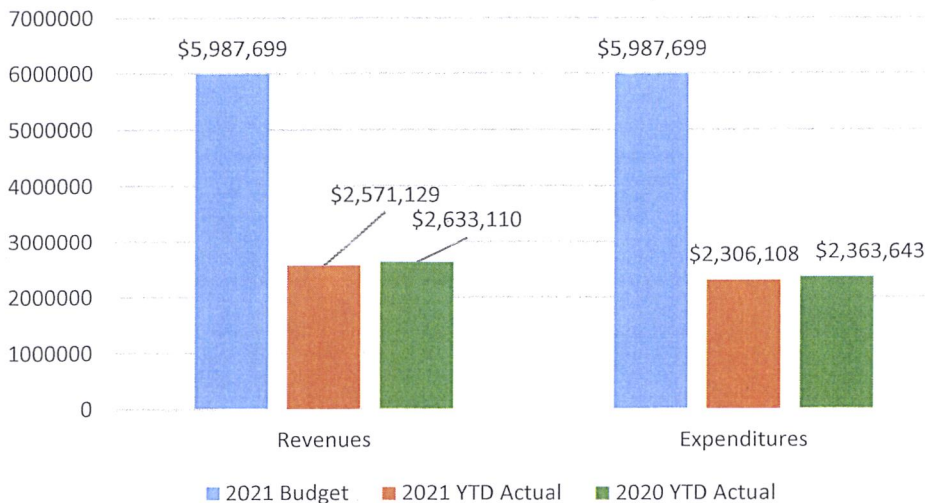
Wastewater Fund 5-31-2021



Wastewater Fund Notes—
Revenue exceeding 2020 due to \$100K more sewer connections charges being collected in 2021.

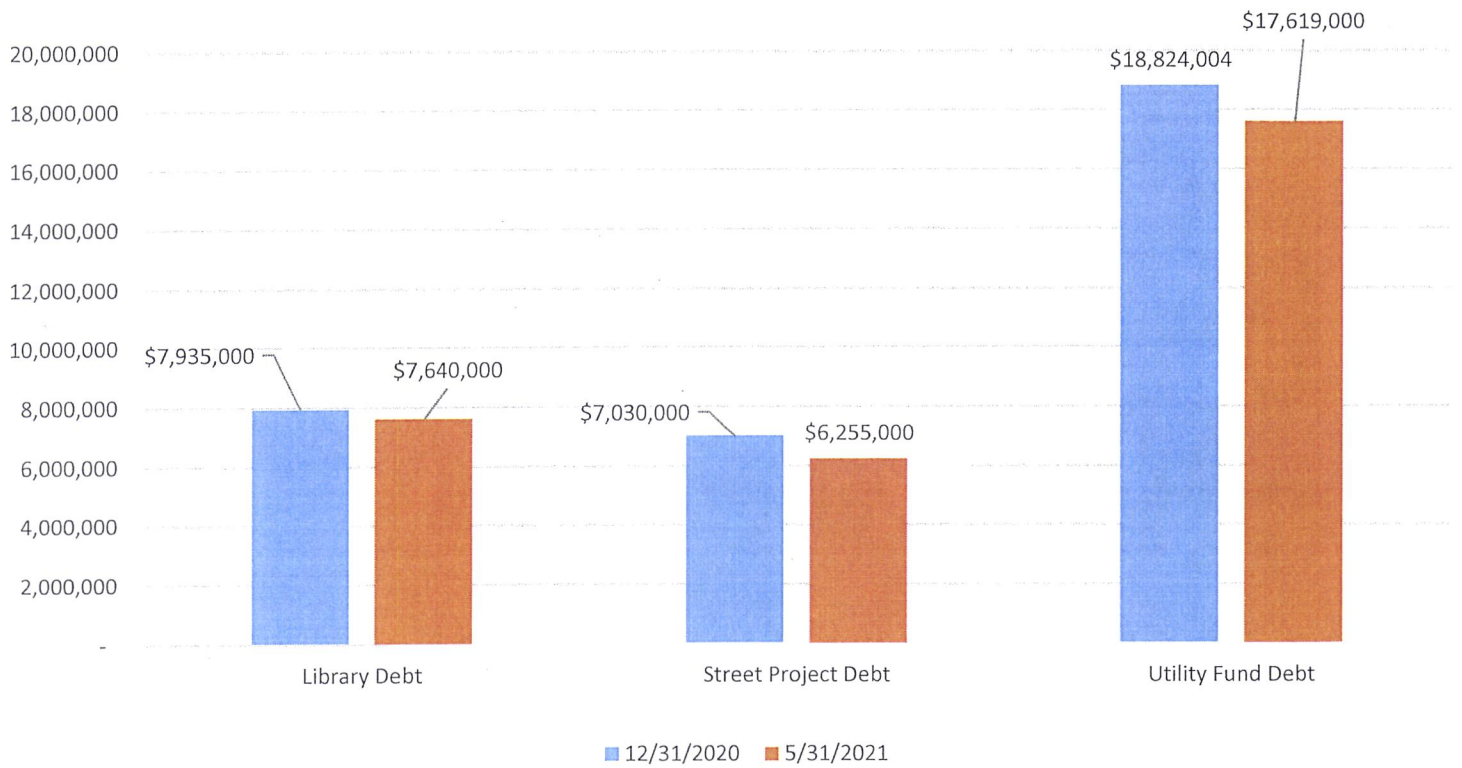
Expenses up \$20K due to timing of chemical purchases in 2021. Also, GIS contracting services and utility costs are up over 2021.

Northbound Liquor 5-31-2021



Northbound Liquor—
Sales and expenses are consistent with prior year.

Outstanding City Debt 5-31-2021



CITY OF CAMBRIDGE
SUMMARY REVENUES / EXPENDITURES COMPARED TO BUDGET
FOR THE 5 MONTHS ENDING MAY 31, 2021

FUND 101 - GENERAL FUND

	ADOPTED BUDGET	AMENDED BUDGET	YTD ACTUAL	UNUSED/ UNEARNED	% OF BUDGET	PRIOR YR YTD ACTUAL
REVENUE						
TAXES	5,248,323.00	5,248,323.00	.00	(5,248,323.00)	.00	5,232,716.68
LICENSES AND PERMITS	279,087.00	279,087.00	223,510.32	(55,576.68)	80.09	489,617.02
INTERGOVERNMENTAL REVENUES	1,196,000.00	1,196,000.00	57,462.86	(1,138,537.14)	4.80	1,238,797.59
CHARGES FOR SERVICES	123,875.00	123,875.00	128,068.08	4,193.08	103.38	133,576.85
FINES AND FORFEITURES	42,500.00	42,500.00	11,402.28	(31,097.72)	26.83	57,024.60
OTHER	86,043.00	86,043.00	31,984.60	(54,058.40)	37.17	127,043.37
OTHER FINANCING SOURCES	500,000.00	500,000.00	.00	(500,000.00)	.00	500,000.00
TOTAL FUND REVENUE	7,475,828.00	7,475,828.00	452,428.14	(7,023,399.86)	6.05	7,778,776.11
EXPENDITURES						
GENERAL GOVERNMENT						
MAYOR AND CITY COUNCIL	61,445.00	61,445.00	15,808.26	45,636.74	25.73	53,109.71
ADMINISTRATION	447,408.00	447,408.00	233,816.63	213,591.37	52.26	288,866.73
ELECTIONS	750.00	750.00	.00	750.00	.00	17,642.73
FINANCE/MIS	359,831.00	359,831.00	164,509.95	195,321.05	45.72	311,400.87
LEGAL	113,000.00	113,000.00	25,506.68	87,493.32	22.57	93,555.98
BUILDING DEPARTMENT	329,860.00	329,860.00	140,501.47	189,358.53	42.59	287,325.21
ENGINEERING	35,000.00	35,000.00	18,727.73	16,272.27	53.51	40,440.00
PLANNING	219,380.00	219,380.00	65,875.00	153,505.00	30.03	254,454.95
NEW CITY HALL BUILDING	156,144.00	156,144.00	47,863.42	108,280.58	30.65	137,505.54
TOTAL GENERAL GOVERNMENT	1,722,818.00	1,722,818.00	712,609.14	1,010,208.86	41.36	1,484,301.72
PUBLIC SAFETY						
POLICE DEPARTMENT	2,463,124.00	2,463,124.00	934,195.36	1,528,928.64	37.93	2,026,198.82
FIRE DEPARTMENT	342,687.00	342,687.00	145,278.26	197,408.74	42.39	320,982.54
EMERGENCY MANAGEMENT	4,400.00	4,400.00	660.46	3,739.54	15.01	4,103.33
ANIMAL CONTROL	5,000.00	5,000.00	1,600.00	3,400.00	32.00	4,800.00
TOTAL PUBLIC SAFETY	2,815,211.00	2,815,211.00	1,081,734.08	1,733,476.92	38.42	2,356,084.69
STREETS						
STREETS	1,535,550.00	1,535,550.00	652,553.69	882,996.31	42.50	1,246,861.82
TOTAL STREETS	1,535,550.00	1,535,550.00	652,553.69	882,996.31	42.50	1,246,861.82
PARK AND RECREATION						
PARKS & RECREATION	464,545.00	464,545.00	144,602.15	319,942.85	31.13	346,518.75
LIBRARY	83,100.00	83,100.00	33,011.37	50,088.63	39.72	70,787.03
TOTAL PARK AND RECREATION	547,645.00	547,645.00	177,613.52	370,031.48	32.43	417,305.78
UNALLOCATED EXPENDITURES						
TRANSFERS OUT	854,604.00	854,604.00	.00	854,604.00	.00	2,386,704.00

CITY OF CAMBRIDGE
SUMMARY REVENUES / EXPENDITURES COMPARED TO BUDGET
FOR THE 5 MONTHS ENDING MAY 31, 2021

FUND 101 - GENERAL FUND

	ADOPTED BUDGET	AMENDED BUDGET	YTD ACTUAL	UNUSED/ UNEARNED	% OF BUDGET	PRIOR YR YTD ACTUAL
TOTAL UNALLOCATED EXPENDITURES	854,604.00	854,604.00	.00	854,604.00	.00	2,386,704.00
TOTAL FUND EXPENDITURES	7,475,828.00	7,475,828.00	2,624,510.43	4,851,317.57	35.11	7,891,258.01
NET REVENUE OVER EXPENDITURES	.00	.00	(2,172,082.29)	2,172,082.29		(112,481.90)

CITY OF CAMBRIDGE
DETAIL REVENUES WITH COMPARISON TO BUDGET
FOR THE 5 MONTHS ENDING MAY 31, 2021

FUND 101 - GENERAL FUND

	ADOPTED BUDGET	AMENDED BUDGET	YTD ACTUAL	UNUSED/ UNEARNED	% OF BUDGET	PRIOR YR YTD ACTUAL
TAXES						
101-31010 TAXES - CURRENT	5,221,823.00	5,221,823.00	.00	5,221,823.00	.00	5,197,118.43
101-31020 TAXES - DELINQUENT	25,000.00	25,000.00	.00	25,000.00	.00	16,226.35
101-31060 PENALTIES AND INTEREST	1,500.00	1,500.00	.00	1,500.00	.00	700.85
101-31061 TAX ON FORFEITED PROP PURCHAS	.00	.00	.00	.00	.00	18,671.05
TOTAL TAXES	5,248,323.00	5,248,323.00	.00	5,248,323.00	.00	5,232,716.68
LICENSES AND PERMITS						
101-32110 LIQUOR LICENSES	12,000.00	12,000.00	.00	12,000.00	.00	1,200.00
101-32180 CIGARETTES	2,600.00	2,600.00	.00	2,600.00	.00	3,000.00
101-32184 CABLE FRANCHISE FEES	60,000.00	60,000.00	21,290.08	38,709.92	35.48	63,487.86
101-32185 REFUSE HAULER FRANCHISE FEE	2,550.00	2,550.00	.00	2,550.00	.00	2,550.00
101-32199 OTHER BUS LIC & PERMITS	500.00	500.00	550.00	(50.00)	110.00	1,400.00
101-32218 CITY SHARE ELEC INSPECTIONS	3,000.00	3,000.00	4,836.32	(1,836.32)	161.21	6,595.70
101-32219 RETAINAGE OF BLDG SURCHARGE	100.00	100.00	580.19	(480.19)	580.19	196.47
101-32220 BUILDING PERMITS	155,000.00	155,000.00	153,183.19	1,816.81	98.83	339,884.65
101-32221 EXCAVATING PERMITS	.00	.00	54.00	(54.00)	.00	162.00
101-32222 MECHANICAL PERMITS	14,100.00	14,100.00	20,864.00	(6,764.00)	147.97	23,350.00
101-32225 INVESTIGATION (PENALTY FEE)	.00	.00	493.00	(493.00)	.00	1,400.00
101-32226 CONTRACTOR LIC VERIFICATIONFEE	237.00	237.00	440.00	(203.00)	185.65	785.00
101-32230 PLUMBING PERMITS	7,000.00	7,000.00	12,153.00	(5,153.00)	173.61	17,387.00
101-32240 SIGN PERMITS	1,000.00	1,000.00	540.00	460.00	54.00	1,040.00
101-32298 RENTAL REGISTRATION FEE	14,000.00	14,000.00	35.54	13,964.46	.25	11,476.70
101-32299 PLANNING & ZONING FEES	7,000.00	7,000.00	8,491.00	(1,491.00)	121.30	15,701.64
TOTAL LICENSES AND PERMITS	279,087.00	279,087.00	223,510.32	55,576.68	80.09	489,617.02
INTERGOVERNMENTAL REVENUES						
101-33165 FEDERAL GRANTS - OTHER	.00	.00	.00	.00	.00	2,950.00
101-33401 LOCAL GOVERNMENT AID (LGA)	930,000.00	930,000.00	.00	930,000.00	.00	955,567.00
101-33404 STATE AID - OTHER	6,000.00	6,000.00	1,650.00	4,350.00	27.50	9,112.17
101-33418 MSA - MAINTENANCE	50,000.00	50,000.00	25,000.00	25,000.00	50.00	50,000.00
101-33421 POLICE STATE AID	145,000.00	145,000.00	.00	145,000.00	.00	150,366.12
101-33422 SCHOOL DIST COST FOR OFFICER	60,000.00	60,000.00	25,340.64	34,659.36	42.23	65,228.99
101-33610 CTY GRANTS & AIDS FOR HWYS	5,000.00	5,000.00	5,472.22	(472.22)	109.44	5,573.31
TOTAL INTERGOVERNMENTAL REVE	1,196,000.00	1,196,000.00	57,462.86	1,138,537.14	4.80	1,238,797.59

CITY OF CAMBRIDGE
DETAIL REVENUES WITH COMPARISON TO BUDGET
FOR THE 5 MONTHS ENDING MAY 31, 2021

FUND 101 - GENERAL FUND

	ADOPTED BUDGET	AMENDED BUDGET	YTD ACTUAL	UNUSED/ UNEARNED	% OF BUDGET	PRIOR YR YTD ACTUAL
<u>CHARGES FOR SERVICES</u>						
101-34102 FILING FEES	.00	.00	.00	.00	.00	105.25
101-34105 SALES - MAPS, COPIES, ETC.	100.00	100.00	55.50	44.50	55.50	392.00
101-34110 SOLAR LEASE REVENUE	7,500.00	7,500.00	7,650.00	(150.00)	102.00	7,500.00
101-34201 POLICE DEPARTMENT REPORTS	500.00	500.00	155.00	345.00	31.00	540.75
101-34202 POLICE ADMINISTRATION FEES	2,500.00	2,500.00	2,830.00	(330.00)	113.20	2,839.00
101-34205 PAWN SHOP TRANSACTION REVENUE	2,000.00	2,000.00	1,500.00	500.00	75.00	2,582.50
101-34206 FIRE PROT TOWNSHIP CONTRACT	105,500.00	105,500.00	105,580.58	(80.58)	100.08	107,426.29
101-34210 FIRE PROTECTION ADMINISTRATION	2,775.00	2,775.00	2,442.00	333.00	88.00	3,061.70
101-34925 PARK ACTIVITY FEES	1,000.00	1,000.00	3,470.00	(2,470.00)	347.00	5,645.00
101-34930 ART FAIR FEES	.00	.00	420.00	(420.00)	.00	980.00
101-34951 SALE OF SERVICE AND SUPPLIES	.00	.00	620.00	(620.00)	.00	504.36
101-34953 DO NOT USE THIS ACCOUNT	.00	.00	5.00	(5.00)	.00	.00
101-34958 ICE RINK LEASE REVENUE	2,000.00	2,000.00	3,340.00	(1,340.00)	167.00	2,000.00
TOTAL CHARGES FOR SERVICES	123,875.00	123,875.00	128,068.08	(4,193.08)	103.38	133,576.85
<u>FINES AND FORFEITURES</u>						
101-35101 COURT FINES	40,000.00	40,000.00	13,857.28	26,142.72	34.64	40,299.96
101-35102 PARKING FINES	1,500.00	1,500.00	440.00	1,060.00	29.33	460.00
101-35104 ANIMAL CONTROL FINES	1,000.00	1,000.00	505.00	495.00	50.50	1,885.00
101-35105 ADMINISTRATIVE CITATION FINE	.00	.00	(3,400.00)	3,400.00	.00	14,379.64
TOTAL FINES AND FORFEITURES	42,500.00	42,500.00	11,402.28	31,097.72	26.83	57,024.60
<u>OTHER</u>						
101-36102 SPECIAL ASSESSMENT INTEREST	.00	.00	.00	.00	.00	355.30
101-36210 INTEREST EARNINGS	20,000.00	20,000.00	.00	20,000.00	.00	58,657.17
101-36220 FACILITY RENTAL	3,600.00	3,600.00	2,008.35	1,591.65	55.79	10,628.37
101-36230 DONATIONS	2,876.00	2,876.00	320.00	2,556.00	11.13	6,212.00
101-36231 LIBRARY LEASE RENT	59,067.00	59,067.00	29,611.25	29,455.75	50.13	39,455.75
101-36234 ARTS GRANT FROM ECRAC	.00	.00	.00	.00	.00	6,750.00
101-36235 LIBRARY ROOM RENTAL	.00	.00	45.00	(45.00)	.00	80.00
101-36240 PATRONAGE CAPITAL	500.00	500.00	.00	500.00	.00	4,351.48
101-36501 SALE OF PROPERTY	.00	.00	.00	.00	.00	553.30
TOTAL OTHER	86,043.00	86,043.00	31,984.60	54,058.40	37.17	127,043.37
<u>OTHER FINANCING SOURCES</u>						
101-39203 TRANSFERS FROM OTHER FUNDS	500,000.00	500,000.00	.00	500,000.00	.00	500,000.00
TOTAL OTHER FINANCING SOURCES	500,000.00	500,000.00	.00	500,000.00	.00	500,000.00

CITY OF CAMBRIDGE
 DETAIL REVENUES WITH COMPARISON TO BUDGET
 FOR THE 5 MONTHS ENDING MAY 31, 2021

FUND 101 - GENERAL FUND

	ADOPTED BUDGET	AMENDED BUDGET	YTD ACTUAL	UNUSED/ UNEARNED	% OF BUDGET	PRIOR YR YTD ACTUAL
TOTAL FUND REVENUE	7,475,828.00	7,475,828.00	452,428.14			7,778,776.11

CITY OF CAMBRIDGE
DETAIL EXPENDITURES WITH COMPARISON TO BUDGET
FOR THE 5 MONTHS ENDING MAY 31, 2021

FUND 101 - GENERAL FUND

	ADOPTED BUDGET	AMENDED BUDGET	YTD ACTUAL	UNUSED/ UNEARNED	% OF BUDGET	PRIOR YR YTD ACTUAL
MAYOR AND CITY COUNCIL						
<i>PERSONAL SERVICES</i>						
101-41110-101 FULL-TIME EMPLOYEES - REGULAR	29,900.00	29,900.00	12,458.40	(17,441.60)	41.67	29,900.16
101-41110-122 FICA/MEDICARE (EMPLOYER)	2,290.00	2,290.00	952.95	(1,337.05)	41.61	2,287.09
101-41110-151 WORKERS' COMPENSATION PREMIU	155.00	155.00	29.69	(125.31)	19.15	98.73
TOTAL PERSONAL SERVICES	32,345.00	32,345.00	13,441.04	(18,903.96)	41.56	32,285.98
<i>SUPPLIES</i>						
101-41110-200 MISCELLANEOUS OFFICE SUPPLIES	100.00	100.00	.00	(100.00)	.00	.00
101-41110-210 MISCELLANEOUS OPER SUPPLIES	250.00	250.00	11.96	(238.04)	4.78	.00
101-41110-214 EMPLOYEE RECOGNITION	500.00	500.00	.00	(500.00)	.00	281.09
TOTAL SUPPLIES	850.00	850.00	11.96	(838.04)	1.41	281.09
<i>OTHER SERVICES AND CHARGES</i>						
101-41110-304 MISC PROFESSIONAL SERVICES	1,000.00	1,000.00	.00	(1,000.00)	.00	.00
101-41110-331 TRAVEL/MEALS/LODGING	2,500.00	2,500.00	110.26	(2,389.74)	4.41	147.53
101-41110-334 MILEAGE REIMBURSEMENT	150.00	150.00	.00	(150.00)	.00	.00
101-41110-340 ADVERTISING	400.00	400.00	.00	(400.00)	.00	.00
101-41110-360 INSURANCE AND BONDS	400.00	400.00	.00	(400.00)	.00	358.36
TOTAL OTHER SERVICES AND CHA	4,450.00	4,450.00	110.26	(4,339.74)	2.48	505.89
<i>MISCELLANEOUS</i>						
101-41110-430 MISCELLANEOUS	100.00	100.00	.00	(100.00)	.00	.00
101-41110-433 DUES AND SUBSCRIPTIONS	100.00	100.00	.00	(100.00)	.00	30.00
101-41110-440 SCHOOLS AND MEETINGS	2,800.00	2,800.00	175.00	(2,625.00)	6.25	.00
101-41110-441 SISTER CITY ACTIVITIES	500.00	500.00	.00	(500.00)	.00	310.00
101-41110-455 FIREWORKS DISPLAY EXPENSES	16,000.00	16,000.00	50.00	(15,950.00)	.31	15,300.00
101-41110-456 ART FESTIVAL	2,000.00	2,000.00	380.00	(1,620.00)	19.00	1,096.75
101-41110-457 DOWNTOWN BANNERS & SIGNAGE	500.00	500.00	.00	(500.00)	.00	.00
101-41110-458 DOWNTOWN FLOWER BASKET PROJ	1,800.00	1,800.00	1,640.00	(160.00)	91.11	3,300.00
TOTAL MISCELLANEOUS	23,800.00	23,800.00	2,245.00	(21,555.00)	9.43	20,036.75
TOTAL MAYOR AND CITY COUNCIL	61,445.00	61,445.00	15,808.26	(45,636.74)	25.73	53,109.71

CITY OF CAMBRIDGE
DETAIL EXPENDITURES WITH COMPARISON TO BUDGET
FOR THE 5 MONTHS ENDING MAY 31, 2021

FUND 101 - GENERAL FUND

	ADOPTED BUDGET	AMENDED BUDGET	YTD ACTUAL	UNUSED/ UNEARNED	% OF BUDGET	PRIOR YR YTD ACTUAL
ADMINISTRATION						
<i>PERSONAL SERVICES</i>						
101-41320-101	203,720.00	203,720.00	141,351.83	(62,368.17)	69.39	142,974.67
101-41320-103	40,336.00	40,336.00	19,028.17	(21,307.83)	47.17	36,847.86
101-41320-105	.00	.00	30.86	30.86	.00	5.51
101-41320-121	18,415.00	18,415.00	8,338.84	(10,076.16)	45.28	13,146.61
101-41320-122	18,783.00	18,783.00	8,385.02	(10,397.98)	44.64	13,117.16
101-41320-131	46,176.00	46,176.00	18,254.90	(27,921.10)	39.53	19,429.88
101-41320-132	1,472.00	1,472.00	.00	(1,472.00)	.00	.00
101-41320-133	3,600.00	3,600.00	1,200.00	(2,400.00)	33.33	1,200.00
101-41320-151	1,856.00	1,856.00	323.15	(1,532.85)	17.41	796.62
101-41320-153	2,500.00	2,500.00	.00	(2,500.00)	.00	58.66
101-41320-154	250.00	250.00	77.70	(172.30)	31.08	78.05
101-41320-157	50,850.00	50,850.00	.00	(50,850.00)	.00	.00
TOTAL PERSONAL SERVICES	387,958.00	387,958.00	196,990.47	(190,967.53)	50.78	227,655.02
<i>SUPPLIES</i>						
101-41320-201	1,500.00	1,500.00	914.82	(585.18)	60.99	1,879.44
101-41320-202	2,000.00	2,000.00	690.82	(1,309.18)	34.54	1,224.73
101-41320-203	5,500.00	5,500.00	.00	(5,500.00)	.00	1,758.00
101-41320-204	250.00	250.00	.00	(250.00)	.00	291.00
101-41320-209	500.00	500.00	499.50	(.50)	99.90	1,263.63
101-41320-210	500.00	500.00	207.29	(292.71)	41.46	336.06
101-41320-221	200.00	200.00	.00	(200.00)	.00	.00
101-41320-240	3,000.00	3,000.00	1,302.32	(1,697.68)	43.41	3,783.61
TOTAL SUPPLIES	13,450.00	13,450.00	3,614.75	(9,835.25)	26.88	10,536.47
<i>OTHER SERVICES AND CHARGES</i>						
101-41320-304	2,000.00	2,000.00	2,816.63	816.63	140.83	1,788.91
101-41320-313	3,000.00	3,000.00	2,437.00	(563.00)	81.23	5,330.40
101-41320-321	.00	.00	225.00	225.00	.00	.00
101-41320-322	3,500.00	3,500.00	1,026.35	(2,473.65)	29.32	3,510.83
101-41320-331	600.00	600.00	258.90	(341.10)	43.15	164.80
101-41320-334	300.00	300.00	.00	(300.00)	.00	.00
101-41320-340	2,000.00	2,000.00	361.80	(1,638.20)	18.09	747.80
101-41320-351	1,200.00	1,200.00	153.79	(1,046.21)	12.82	315.20
101-41320-360	2,250.00	2,250.00	.00	(2,250.00)	.00	2,135.86
TOTAL OTHER SERVICES AND CHA	14,850.00	14,850.00	7,279.47	(7,570.53)	49.02	13,993.80

CITY OF CAMBRIDGE
DETAIL EXPENDITURES WITH COMPARISON TO BUDGET
FOR THE 5 MONTHS ENDING MAY 31, 2021

FUND 101 - GENERAL FUND

	ADOPTED BUDGET	AMENDED BUDGET	YTD ACTUAL	UNUSED/ UNEARNED	% OF BUDGET	PRIOR YR YTD ACTUAL
<i>MISCELLANEOUS</i>						
101-41320-409 MAINT CONTRACTS - OFFICE EQUIP	16,000.00	16,000.00	22,256.94	6,256.94	139.11	22,482.68
101-41320-430 MISCELLANEOUS	50.00	50.00	5.00	(45.00)	10.00	432.27
101-41320-433 DUES AND SUBSCRIPTIONS	600.00	600.00	.00	(600.00)	.00	196.49
101-41320-437 CITY WIDE DUES & SUBSCRIPTIONS	14,000.00	14,000.00	3,575.00	(10,425.00)	25.54	13,345.00
101-41320-440 SCHOOLS AND MEETINGS	500.00	500.00	95.00	(405.00)	19.00	225.00
<i>TOTAL MISCELLANEOUS</i>	<u>31,150.00</u>	<u>31,150.00</u>	<u>25,931.94</u>	<u>(5,218.06)</u>	<u>83.25</u>	<u>36,681.44</u>
TOTAL ADMINISTRATION	<u><u>447,408.00</u></u>	<u><u>447,408.00</u></u>	<u><u>233,816.63</u></u>	<u><u>(213,591.37)</u></u>	<u><u>52.26</u></u>	<u><u>288,866.73</u></u>

CITY OF CAMBRIDGE
DETAIL EXPENDITURES WITH COMPARISON TO BUDGET
FOR THE 5 MONTHS ENDING MAY 31, 2021

FUND 101 - GENERAL FUND

	ADOPTED BUDGET	AMENDED BUDGET	YTD ACTUAL	UNUSED/ UNEARNED	% OF BUDGET	PRIOR YR YTD ACTUAL
<u>ELECTIONS</u>						
<i>PERSONAL SERVICES</i>						
101-41410-104 TEMP/SEAS EMPLOYEES - REGULAR	.00	.00	.00	.00	.00	8,035.63
<i>TOTAL PERSONAL SERVICES</i>	.00	.00	.00	.00	.00	8,035.63
<i>SUPPLIES</i>						
101-41410-201 OFFICE SUPPLIES - ACCESSORIES	.00	.00	.00	.00	.00	265.22
<i>TOTAL SUPPLIES</i>	.00	.00	.00	.00	.00	265.22
<i>OTHER SERVICES AND CHARGES</i>						
101-41410-331 TRAVEL/MEALS/LODGING	.00	.00	.00	.00	.00	150.94
101-41410-351 LEGAL NOTICES/ORD PUBLISHING	.00	.00	.00	.00	.00	72.00
<i>TOTAL OTHER SERVICES AND CHA</i>	.00	.00	.00	.00	.00	222.94
<i>MISCELLANEOUS</i>						
101-41410-408 MAINT CONTRACTS - MACH/EQUIP	750.00	750.00	.00	(750.00)	.00	9,118.94
<i>TOTAL MISCELLANEOUS</i>	750.00	750.00	.00	(750.00)	.00	9,118.94
TOTAL ELECTIONS	750.00	750.00	.00	(750.00)	.00	17,642.73

CITY OF CAMBRIDGE
DETAIL EXPENDITURES WITH COMPARISON TO BUDGET
FOR THE 5 MONTHS ENDING MAY 31, 2021

FUND 101 - GENERAL FUND

	ADOPTED BUDGET	AMENDED BUDGET	YTD ACTUAL	UNUSED/ UNEARNED	% OF BUDGET	PRIOR YR YTD ACTUAL
FINANCE/MIS						
<i>PERSONAL SERVICES</i>						
101-41500-101	FULL-TIME EMPLOYEES - REGULAR	180,503.00	180,503.00	79,228.01 (101,274.99)	43.89	174,995.37
101-41500-121	PERA (EMPLOYER)	14,056.00	14,056.00	5,942.10 (8,113.90)	42.27	13,063.80
101-41500-122	FICA/MEDICARE (EMPLOYER)	14,337.00	14,337.00	5,856.58 (8,480.42)	40.85	12,763.41
101-41500-131	MEDICAL/DENTAL/LIFE (EMPLOYER)	34,565.00	34,565.00	16,880.60 (17,684.40)	48.84	33,345.84
101-41500-132	FINANCE LONGEVITY PAY	6,903.00	6,903.00	.00 (6,903.00)	.00	.00
101-41500-133	FINANCE INS DEDUCTIBLE CONTRIB	2,400.00	2,400.00	509.75 (1,890.25)	21.24	1,665.77
101-41500-151	WORKERS' COMPENSATION PREMIU	1,417.00	1,417.00	232.50 (1,184.50)	16.41	781.12
101-41500-154	HRA/FLEX FEES	200.00	200.00	71.00 (129.00)	35.50	137.35
	TOTAL PERSONAL SERVICES	254,381.00	254,381.00	108,720.54 (145,660.46)	42.74	236,752.66
<i>SUPPLIES</i>						
101-41500-201	OFFICE SUPPLIES - ACCESSORIES	1,500.00	1,500.00	588.27 (911.73)	39.22	1,498.69
101-41500-204	STATIONARY, FORMS & ENVELOPES	2,700.00	2,700.00	1,955.20 (744.80)	72.41	3,223.35
101-41500-209	SOFTWARE UPDATES	1,000.00	1,000.00	750.00 (250.00)	75.00	3,162.20
101-41500-210	MISCELLANEOUS OPER SUPPLIES	500.00	500.00	.00 (500.00)	.00	223.00
101-41500-240	SMALL TOOLS AND MINOR EQUIPME	1,000.00	1,000.00	.00 (1,000.00)	.00	.00
	TOTAL SUPPLIES	6,700.00	6,700.00	3,293.47 (3,406.53)	49.16	8,107.24
<i>OTHER SERVICES AND CHARGES</i>						
101-41500-301	AUDITING AND ACCOUNTING	36,000.00	36,000.00	35,537.00 (463.00)	98.71	32,502.00
101-41500-304	MISC PROFESSIONAL SERVICES	3,500.00	3,500.00	2,388.00 (1,112.00)	68.23	3,543.00
101-41500-308	ISANTI CO ASSESSMENT MGMT FEE	600.00	600.00	763.00 163.00	127.17	423.00
101-41500-309	EDP PROFESSIONAL SERVICES	30,000.00	30,000.00	1,484.00 (28,516.00)	4.95	4,431.25
101-41500-313	IT MGMT & BACKUP	3,000.00	3,000.00	2,437.00 (563.00)	81.23	5,330.40
101-41500-321	TELEPHONE/CELLULAR PHONES	.00	.00	180.00 180.00	.00	.00
101-41500-331	TRAVEL/MEALS/LODGING	500.00	500.00	.00 (500.00)	.00	19.00
101-41500-334	MILEAGE REIMBURSEMENT	300.00	300.00	.00 (300.00)	.00	.00
101-41500-351	LEGAL NOTICES/ORD PUBLISHING	500.00	500.00	341.33 (158.67)	68.27	373.00
101-41500-360	INSURANCE AND BONDS	2,100.00	2,100.00	.00 (2,100.00)	.00	1,608.13
	TOTAL OTHER SERVICES AND CHA	76,500.00	76,500.00	43,130.33 (33,369.67)	56.38	48,229.78
<i>MISCELLANEOUS</i>						
101-41500-409	MAINT CONTRACTS - OFFICE EQUIP	18,000.00	18,000.00	7,888.00 (10,112.00)	43.82	15,776.00
101-41500-430	MISCELLANEOUS	250.00	250.00	65.11 (184.89)	26.04	4.73
101-41500-433	DUES AND SUBSCRIPTIONS	1,700.00	1,700.00	804.50 (895.50)	47.32	1,624.80
101-41500-440	SCHOOLS AND MEETINGS	2,300.00	2,300.00	608.00 (1,692.00)	26.43	905.66
	TOTAL MISCELLANEOUS	22,250.00	22,250.00	9,365.61 (12,884.39)	42.09	18,311.19
	TOTAL FINANCE/MIS	359,831.00	359,831.00	164,509.95 (195,321.05)	45.72	311,400.87

CITY OF CAMBRIDGE
DETAIL EXPENDITURES WITH COMPARISON TO BUDGET
FOR THE 5 MONTHS ENDING MAY 31, 2021

FUND 101 - GENERAL FUND

	ADOPTED BUDGET	AMENDED BUDGET	YTD ACTUAL	UNUSED/ UNEARNED	% OF BUDGET	PRIOR YR YTD ACTUAL
<u>LEGAL</u>						
<i>OTHER SERVICES & CHARGES</i>						
101-41610-304 LEGAL FEES	60,000.00	60,000.00	11,970.52	(48,029.48)	19.95	42,142.72
101-41610-305 PROSECUTION SERVICES	42,000.00	42,000.00	13,536.16	(28,463.84)	32.23	40,608.48
101-41610-307 TOWNSHIP ANNEXATION PAYMENTS	11,000.00	11,000.00	.00	(11,000.00)	.00	10,804.78
<i>TOTAL OTHER SERVICES & CHARG</i>	113,000.00	113,000.00	25,506.68	(87,493.32)	22.57	93,555.98
TOTAL LEGAL	113,000.00	113,000.00	25,506.68	(87,493.32)	22.57	93,555.98

CITY OF CAMBRIDGE
DETAIL EXPENDITURES WITH COMPARISON TO BUDGET
FOR THE 5 MONTHS ENDING MAY 31, 2021

FUND 101 - GENERAL FUND

	ADOPTED BUDGET	AMENDED BUDGET	YTD ACTUAL	UNUSED/ UNEARNED	% OF BUDGET	PRIOR YR YTD ACTUAL
BUILDING DEPARTMENT						
<i>PERSONAL SERVICES</i>						
101-41920-101 FULL-TIME EMPLOYEES - REGULAR	210,595.00	210,595.00	91,947.02	(118,647.98)	43.66	182,956.34
101-41920-103 SEASONAL/TEMP SALARY	.00	.00	.00	.00	.00	1,877.04
101-41920-121 PERA (EMPLOYER)	16,000.00	16,000.00	6,606.47	(9,393.53)	41.29	13,501.82
101-41920-122 FICA/MEDICARE (EMPLOYER)	16,320.00	16,320.00	6,759.37	(9,560.63)	41.42	13,138.73
101-41920-131 MEDICAL/DENTAL/LIFE	51,847.00	51,847.00	25,162.40	(26,684.60)	48.53	50,004.84
101-41920-132 BLDG DEPT LONGEVITY PAY	2,738.00	2,738.00	.00	(2,738.00)	.00	.00
101-41920-133 BLDG DEPT INS DEDUCTIBLE CONTR	3,600.00	3,600.00	1,046.90	(2,553.10)	29.08	2,017.42
101-41920-151 WORKERS' COMPENSATION PREMIU	1,460.00	1,460.00	143.70	(1,316.30)	9.84	723.48
101-41920-154 HRA/FLEX FEES	250.00	250.00	130.00	(120.00)	52.00	206.00
TOTAL PERSONAL SERVICES	302,810.00	302,810.00	131,795.86	(171,014.14)	43.52	264,425.67
<i>SUPPLIES</i>						
101-41920-201 OFFICE SUPPLIES	750.00	750.00	811.93	61.93	108.26	810.40
101-41920-209 SOFTWARE UPDATES	500.00	500.00	.00	(500.00)	.00	.00
101-41920-210 MISCELLANEOUS OPER SUPPLIES	800.00	800.00	.00	(800.00)	.00	203.25
101-41920-212 GASOLINE/FUEL/LUBRICANTS/ADDIT	2,400.00	2,400.00	418.75	(1,981.25)	17.45	910.83
101-41920-221 REPAIRS & MAINT SUPP VEH/EQUIP	800.00	800.00	83.65	(716.35)	10.46	263.76
101-41920-240 SMALL TOOLS & MINOR EQUIPMENT	5,000.00	5,000.00	.00	(5,000.00)	.00	2,118.22
TOTAL SUPPLIES	10,250.00	10,250.00	1,314.33	(8,935.67)	12.82	4,306.46
<i>OTHER CHARGES & SERVICES</i>						
101-41920-304 MISC. PROFESSIONAL FEES	300.00	300.00	.00	(300.00)	.00	2,653.00
101-41920-313 IT MGMT & BACKUP	3,000.00	3,000.00	2,437.00	(563.00)	81.23	5,330.40
101-41920-321 TELEPHONE/CELLULAR PHONES	2,700.00	2,700.00	915.78	(1,784.22)	33.92	2,263.14
101-41920-331 TRAVEL/MEALS/LODGING	300.00	300.00	.00	(300.00)	.00	.00
101-41920-334 MILEAGE REIMBURSEMENT	500.00	500.00	.00	(500.00)	.00	266.12
101-41920-360 INSURANCE AND BONDS	2,400.00	2,400.00	.00	(2,400.00)	.00	2,217.61
TOTAL OTHER CHARGES & SERVIC	9,200.00	9,200.00	3,352.78	(5,847.22)	36.44	12,730.27
<i>MISCELLANEOUS</i>						
101-41920-404 REPAIRS & MAINT LABOR VEH & EQ	200.00	200.00	.00	(200.00)	.00	78.00
101-41920-409 MAINT CONTRACTS-OFFICE EQUIP	2,800.00	2,800.00	2,885.00	(115.00)	95.89	2,685.00
101-41920-430 MISCELLANEOUS	200.00	200.00	.00	(200.00)	.00	.00
101-41920-432 CREDIT CARD FEES-BLDG PERMITS	500.00	500.00	4.50	(495.50)	.90	1,349.81
101-41920-433 DUES AND SUBSCRIPTIONS	1,400.00	1,400.00	480.00	(920.00)	34.29	395.00
101-41920-440 SCHOOLS & MEETINGS	2,500.00	2,500.00	869.00	(1,631.00)	34.76	1,355.00
TOTAL MISCELLANEOUS	7,600.00	7,600.00	4,038.50	(3,561.50)	53.14	5,862.81
TOTAL BUILDING DEPARTMENT	329,860.00	329,860.00	140,501.47	(189,358.53)	42.59	287,325.21

CITY OF CAMBRIDGE
DETAIL EXPENDITURES WITH COMPARISON TO BUDGET
FOR THE 5 MONTHS ENDING MAY 31, 2021

FUND 101 - GENERAL FUND

		ADOPTED BUDGET	AMENDED BUDGET	YTD ACTUAL	UNUSED/ UNEARNED	% OF BUDGET	PRIOR YR YTD ACTUAL
<u>ENGINEERING</u>							
<i>OTHER CHARGES & SERVICES</i>							
101-41925-303	ENGINEERING FEES	35,000.00	35,000.00	18,727.73	(16,272.27)	53.51	40,440.00
	<i>TOTAL OTHER CHARGES & SERVIC</i>	35,000.00	35,000.00	18,727.73	(16,272.27)	53.51	40,440.00
	TOTAL ENGINEERING	35,000.00	35,000.00	18,727.73	(16,272.27)	53.51	40,440.00

CITY OF CAMBRIDGE
DETAIL EXPENDITURES WITH COMPARISON TO BUDGET
FOR THE 5 MONTHS ENDING MAY 31, 2021

FUND 101 - GENERAL FUND

	ADOPTED BUDGET	AMENDED BUDGET	YTD ACTUAL	UNUSED/ UNEARNED	% OF BUDGET	PRIOR YR YTD ACTUAL
PLANNING						
<i>PERSONAL SERVICES</i>						
101-41935-101	FULL-TIME EMPLOYEES - REGULAR	99,320.00	99,320.00	43,595.25 (55,724.75)	43.89	166,960.72
101-41935-112	PLANNING COMMISSION PAYMENTS	2,500.00	2,500.00	945.00 (1,555.00)	37.80	2,240.00
101-41935-121	PERA (EMPLOYER)	7,719.00	7,719.00	3,269.64 (4,449.36)	42.36	12,447.18
101-41935-122	FICA/MEDICARE (EMPLOYER)	7,874.00	7,874.00	3,290.04 (4,583.96)	41.78	12,216.57
101-41935-131	MEDICAL/DENTAL/LIFE	17,282.00	17,282.00	8,440.30 (8,841.70)	48.84	33,345.84
101-41935-132	PLANNING LONGEVITY PAY	3,600.00	3,600.00	.00 (3,600.00)	.00	.00
101-41935-133	PLANNING INS DEDUCTIBLE CONTRI	1,200.00	1,200.00	265.57 (934.43)	22.13	1,539.89
101-41935-151	WORKERS' COMPENSATION PREMIU	805.00	805.00	194.90 (610.10)	24.21	678.89
101-41935-153	CITY WIDE RE-EMPLOY COMPENSATI	38,480.00	38,480.00	.00 (38,480.00)	.00	.00
101-41935-154	HRA/FLEX FEES	150.00	150.00	35.50 (114.50)	23.67	137.35
	TOTAL PERSONAL SERVICES	178,930.00	178,930.00	60,036.20 (118,893.80)	33.55	229,566.44
<i>SUPPLIES</i>						
101-41935-201	OFFICE SUPPLIES	1,500.00	1,500.00	192.34 (1,307.66)	12.82	1,676.03
101-41935-209	SOFTWARE UPDATES	2,500.00	2,500.00	808.00 (1,692.00)	32.32	1,237.56
101-41935-210	MISCELLANEOUS OPER SUPPLIES	200.00	200.00	.00 (200.00)	.00	.00
101-41935-212	GASOLINE/FUEL/LUBRICANTS/ADDIT	300.00	300.00	19.95 (280.05)	6.65	93.99
101-41935-221	REPAIRS & MAINT SUPP-VEH/EQUIP	300.00	300.00	7.68 (292.32)	2.56	460.21
101-41935-240	SMALL TOOLS & MINOR EQUIPMENT	7,000.00	7,000.00	.00 (7,000.00)	.00	.00
	TOTAL SUPPLIES	11,800.00	11,800.00	1,027.97 (10,772.03)	8.71	3,467.79
<i>OTHER CHARGES & SERVICES</i>						
101-41935-301	PLANNING SPECIAL PROJECTS	2,500.00	2,500.00	1,167.22 (1,332.78)	46.69	2,110.00
101-41935-304	MISC PROFESSIONAL FEES	2,000.00	2,000.00	.00 (2,000.00)	.00	.00
101-41935-313	IT MGMT & BACKUP	3,000.00	3,000.00	2,437.00 (563.00)	81.23	5,330.40
101-41935-331	TRAVEL/MEALS/LODGING	600.00	600.00	.00 (600.00)	.00	12.00
101-41935-334	MILEAGE REIMBURSEMENT	250.00	250.00	.00 (250.00)	.00	.00
101-41935-351	LEGAL NOTICE/ORD PUBLISH	800.00	800.00	45.61 (754.39)	5.70	158.00
101-41935-360	INSURANCE AND BONDS	10,000.00	10,000.00	.00 (10,000.00)	.00	9,393.16
	TOTAL OTHER CHARGES & SERVIC	19,150.00	19,150.00	3,649.83 (15,500.17)	19.06	17,003.56
<i>MISCELLANEOUS</i>						
101-41935-404	REPAIRS & MAINT LABOR VEH/EQUI	200.00	200.00	.00 (200.00)	.00	.00
101-41935-409	MAINT CONTRACTS-OFFICE EQUIP	5,100.00	5,100.00	2,990.00 (2,110.00)	58.63	2,990.00
101-41935-430	MISCELLANEOUS	800.00	800.00	(2,579.00) (3,379.00)	(322.38)	(4,914.64)
101-41935-431	PROPERTY SECURING EXP	.00	.00	.00	.00	4,855.80
101-41935-433	DUES AND SUBSCRIPTIONS	900.00	900.00	550.00 (350.00)	61.11	866.00
101-41935-440	SCHOOL AND MEETINGS	1,500.00	1,500.00	200.00 (1,300.00)	13.33	620.00
101-41935-489	OTHER CONTRACTED SERVICES	1,000.00	1,000.00	.00 (1,000.00)	.00	.00
	TOTAL MISCELLANEOUS	9,500.00	9,500.00	1,161.00 (8,339.00)	12.22	4,417.16
	TOTAL PLANNING	219,380.00	219,380.00	65,875.00 (153,505.00)	30.03	254,454.95

CITY OF CAMBRIDGE
DETAIL EXPENDITURES WITH COMPARISON TO BUDGET
FOR THE 5 MONTHS ENDING MAY 31, 2021

FUND 101 - GENERAL FUND

	ADOPTED BUDGET	AMENDED BUDGET	YTD ACTUAL	UNUSED/ UNEARNED	% OF BUDGET	PRIOR YR YTD ACTUAL
NEW CITY HALL BUILDING						
<i>PERSONAL SERVICES</i>						
101-41950-101 FULL-TIME EMPLOYEES - REGULAR	27,654.00	27,654.00	11,916.02	(15,737.98)	43.09	28,004.23
101-41950-102 FULL-TIME EMPLOYEES - OVERTIME	1,000.00	1,000.00	.00	(1,000.00)	.00	.00
101-41950-121 PERA (EMPLOYER)	2,189.00	2,189.00	893.70	(1,295.30)	40.83	2,088.36
101-41950-122 FICA/MEDICARE (EMPLOYER)	2,233.00	2,233.00	882.36	(1,350.64)	39.51	2,059.37
101-41950-131 MEDICAL/DENTAL/LIFE	8,642.00	8,642.00	4,212.00	(4,430.00)	48.74	8,321.28
101-41950-132 LONGEVITY PAY	536.00	536.00	.00	(536.00)	.00	.00
101-41950-133 DEDUCTIBLE CONTRIBUTION	600.00	600.00	.00	(600.00)	.00	.00
101-41950-151 WORKERS' COMPENSATION PREMIU	2,090.00	2,090.00	705.56	(1,384.44)	33.76	1,266.72
101-41950-154 HRA/FLEX FEES	100.00	100.00	17.75	(82.25)	17.75	34.35
TOTAL PERSONAL SERVICES	45,044.00	45,044.00	18,627.39	(26,416.61)	41.35	41,774.31
<i>SUPPLIES</i>						
101-41950-212 GASOLINE/FUEL	200.00	200.00	.00	(200.00)	.00	27.48
101-41950-215 MAINTENANCE SUPPLIES	9,000.00	9,000.00	1,560.94	(7,439.06)	17.34	8,938.05
101-41950-240 SMALL TOOLS & EQUIPMENT	1,500.00	1,500.00	10.98	(1,489.02)	.73	2,421.35
TOTAL SUPPLIES	10,700.00	10,700.00	1,571.92	(9,128.08)	14.69	11,386.88
<i>OTHER SERVICES AND CHARGES</i>						
101-41950-321 TELEPHONE/CELLULAR PHONES	19,000.00	19,000.00	6,291.97	(12,708.03)	33.12	16,243.40
101-41950-360 INSURANCE AND BONDS	2,100.00	2,100.00	.00	(2,100.00)	.00	1,918.30
101-41950-381 ELECTRIC UTILITIES	12,000.00	12,000.00	3,431.04	(8,568.96)	28.59	11,544.14
101-41950-382 WATER/WASTEWATER UTILITIES	4,000.00	4,000.00	966.54	(3,033.46)	24.16	3,514.27
101-41950-383 GAS UTILITIES	7,000.00	7,000.00	2,566.43	(4,433.57)	36.66	6,161.43
TOTAL OTHER SERVICES AND CHA	44,100.00	44,100.00	13,255.98	(30,844.02)	30.06	39,381.54
<i>MISCELLANEOUS</i>						
101-41950-401 REPAIRS & MAINT LABOR - BLDGS	37,000.00	37,000.00	6,877.19	(30,122.81)	18.59	31,910.34
101-41950-409 MAINT CONTRACTS - OFFICE EQUIP	4,800.00	4,800.00	4,301.00	(499.00)	89.60	4,301.00
101-41950-413 RENTALS - OFFICE EQUIPMENT	14,000.00	14,000.00	3,059.89	(10,940.11)	21.86	8,412.32
101-41950-430 MISCELLANEOUS	500.00	500.00	170.05	(329.95)	34.01	339.15
TOTAL MISCELLANEOUS	56,300.00	56,300.00	14,408.13	(41,891.87)	25.59	44,962.81
TOTAL NEW CITY HALL BUILDING	156,144.00	156,144.00	47,863.42	(108,280.58)	30.65	137,505.54

CITY OF CAMBRIDGE
DETAIL EXPENDITURES WITH COMPARISON TO BUDGET
FOR THE 5 MONTHS ENDING MAY 31, 2021

FUND 101 - GENERAL FUND

	ADOPTED BUDGET	AMENDED BUDGET	YTD ACTUAL	UNUSED/ UNEARNED	% OF BUDGET	PRIOR YR YTD ACTUAL
POLICE DEPARTMENT						
<i>PERSONAL SERVICES</i>						
101-42100-101	FULL-TIME EMPLOYEES - REGULAR	1,286,204.00	1,286,204.00	514,726.34 (771,477.66)	40.02	1,047,379.18
101-42100-102	FULL-TIME EMPLOYEES - OVERTIME	73,000.00	73,000.00	33,972.55 (39,027.45)	46.54	89,726.91
101-42100-103	PART-TIME EMPLOYEES - REGULAR	.00	.00	.00	.00	32,847.55
101-42100-104	TEMP/SEAS EMPLOYEES - REGULAR	20,000.00	20,000.00	2,371.29 (17,628.71)	11.86	8,522.41
101-42100-110	HOURS WORKED HOLIDAY	30,000.00	30,000.00	8,698.21 (21,301.79)	28.99	26,809.50
101-42100-117	SHIFT DIFFERENTIAL	9,636.00	9,636.00	3,598.25 (6,037.75)	37.34	9,681.89
101-42100-121	PERA (EMPLOYER)	247,659.00	247,659.00	94,646.67 (153,012.33)	38.22	202,560.96
101-42100-122	FICA/MEDICARE (EMPLOYER)	28,127.00	28,127.00	10,826.24 (17,300.76)	38.49	22,731.67
101-42100-131	MEDICAL/DENTAL/LIFE (EMPLOYER)	310,853.00	310,853.00	142,199.14 (168,653.86)	45.74	249,656.46
101-42100-132	POLICE LONGEVITY PAY	44,572.00	44,572.00	.00 (44,572.00)	.00	.00
101-42100-133	POLICE INS DEDUCTIBLE CONTRIB	20,400.00	20,400.00	5,022.06 (15,377.94)	24.62	11,369.47
101-42100-151	WORKERS' COMPENSATION PREMIU	80,623.00	80,623.00	11,673.84 (68,949.16)	14.48	40,386.31
101-42100-154	HRA/FLEX FEES	1,500.00	1,500.00	563.30 (936.70)	37.55	1,089.20
	TOTAL PERSONAL SERVICES	2,152,574.00	2,152,574.00	828,297.89 (1,324,276.11)	38.48	1,742,761.51
<i>SUPPLIES</i>						
101-42100-201	OFFICE SUPPLIES - ACCESSORIES	3,300.00	3,300.00	231.86 (3,068.14)	7.03	1,819.19
101-42100-202	DUPLICATING & COPYING SUPPLIES	1,500.00	1,500.00	225.38 (1,274.62)	15.03	1,050.45
101-42100-209	SOFTWARE UPDATES	7,800.00	7,800.00	.00 (7,800.00)	.00	49.99
101-42100-210	MISCELLANEOUS OPER SUPPLIES	5,500.00	5,500.00	460.03 (5,039.97)	8.36	2,759.09
101-42100-212	GASOLINE/FUEL/LUB/ADDITIVES	40,000.00	40,000.00	10,786.89 (29,213.11)	26.97	28,417.23
101-42100-213	AMMUNITION	5,500.00	5,500.00	.00 (5,500.00)	.00	2,048.00
101-42100-214	CRIME SCENE SUPPLIES	5,000.00	5,000.00	1,431.93 (3,568.07)	28.64	2,119.32
101-42100-217	PROMOTIONAL EVENTS/MCGRUFF E	4,000.00	4,000.00	1,440.62 (2,559.38)	36.02	4,042.08
101-42100-221	REPAIR & MAINT SUPP - VEH/EQ	18,500.00	18,500.00	4,680.86 (13,819.14)	25.30	8,964.13
101-42100-231	UNIFORM ALLOWANCE	21,000.00	21,000.00	8,078.51 (12,921.49)	38.47	10,899.53
101-42100-232	UNIFORMS-RESERVES	1,800.00	1,800.00	.00 (1,800.00)	.00	.00
101-42100-240	SMALL TOOLS AND MINOR EQUIP	18,000.00	18,000.00	14,448.14 (3,551.86)	80.27	8,263.40
	TOTAL SUPPLIES	131,900.00	131,900.00	41,784.22 (90,115.78)	31.68	70,432.41
<i>OTHER SERVICES AND CHARGES</i>						
101-42100-304	MISC PROFESSIONAL SERVICES	7,500.00	7,500.00	9,027.33 1,527.33	120.36	54,273.60
101-42100-313	IT MGMT & BACKUP	20,000.00	20,000.00	10,962.00 (9,038.00)	54.81	23,985.60
101-42100-321	TELEPHONE/CELLULAR PHONES	14,500.00	14,500.00	5,107.16 (9,392.84)	35.22	12,118.79
101-42100-322	POSTAGE	600.00	600.00	131.80 (468.20)	21.97	350.75
101-42100-331	TRAVEL/MEALS/LODGING	3,000.00	3,000.00	.00 (3,000.00)	.00	457.50
101-42100-334	MILEAGE REIMBURSEMENT	500.00	500.00	.00 (500.00)	.00	256.48
101-42100-340	ADVERTISING	100.00	100.00	4.50 (95.50)	4.50	.00
101-42100-360	INSURANCE AND BONDS	58,000.00	58,000.00	.00 (58,000.00)	.00	55,184.83
101-42100-381	ELECTRIC UTILITIES	6,000.00	6,000.00	1,764.52 (4,235.48)	29.41	5,936.98
101-42100-383	GAS UTILITIES	4,000.00	4,000.00	1,264.05 (2,735.95)	31.60	3,034.73
	TOTAL OTHER SERVICES AND CHA	114,200.00	114,200.00	28,261.36 (85,938.64)	24.75	155,599.26

CITY OF CAMBRIDGE
DETAIL EXPENDITURES WITH COMPARISON TO BUDGET
FOR THE 5 MONTHS ENDING MAY 31, 2021

FUND 101 - GENERAL FUND

	ADOPTED BUDGET	AMENDED BUDGET	YTD ACTUAL	UNUSED/ UNEARNED	% OF BUDGET	PRIOR YR YTD ACTUAL
<i>MISCELLANEOUS</i>						
101-42100-404 REPAIR & MAINT LABOR - VEH/EQ	10,000.00	10,000.00	1,030.08	(8,969.92)	10.30	4,452.17
101-42100-409 MAINT CONTRACTS - EQUIPMENT	25,000.00	25,000.00	17,916.33	(7,083.67)	71.67	28,370.53
101-42100-410 POLICE RESERVE ACTIVITY	1,000.00	1,000.00	.00	(1,000.00)	.00	.00
101-42100-411 POLICE-AUTO PAWN SERVICE	2,400.00	2,400.00	2,370.00	(30.00)	98.75	2,421.60
101-42100-432 CREDIT CARD FEES-POLICE DEPT	50.00	50.00	.00	(50.00)	.00	37.55
101-42100-433 DUES AND SUBSCRIPTIONS	12,000.00	12,000.00	8,023.48	(3,976.52)	66.86	11,535.95
101-42100-440 SCHOOLS AND MEETINGS	14,000.00	14,000.00	6,512.00	(7,488.00)	46.51	9,918.00
101-42100-489 OTHER CONTRACTED SERVICES	.00	.00	.00	.00	.00	669.84
<i>TOTAL MISCELLANEOUS</i>	<u>64,450.00</u>	<u>64,450.00</u>	<u>35,851.89</u>	<u>(28,598.11)</u>	<u>55.63</u>	<u>57,405.64</u>
TOTAL POLICE DEPARTMENT	<u><u>2,463,124.00</u></u>	<u><u>2,463,124.00</u></u>	<u><u>934,195.36</u></u>	<u><u>(1,528,928.64)</u></u>	<u><u>37.93</u></u>	<u><u>2,026,198.82</u></u>

CITY OF CAMBRIDGE
DETAIL EXPENDITURES WITH COMPARISON TO BUDGET
FOR THE 5 MONTHS ENDING MAY 31, 2021

FUND 101 - GENERAL FUND

	ADOPTED BUDGET	AMENDED BUDGET	YTD ACTUAL	UNUSED/ UNEARNED	% OF BUDGET	PRIOR YR YTD ACTUAL
FIRE DEPARTMENT						
<i>PERSONAL SERVICES</i>						
101-42200-101	90,459.00	90,459.00	38,860.80	(51,598.20)	42.96	84,707.89
101-42200-103	50,000.00	50,000.00	19,884.00	(30,116.00)	39.77	45,818.00
101-42200-121	16,278.00	16,278.00	6,878.34	(9,399.66)	42.26	14,974.10
101-42200-122	5,159.00	5,159.00	2,064.48	(3,094.52)	40.02	4,657.96
101-42200-131	17,282.00	17,282.00	8,434.50	(8,847.50)	48.81	16,659.00
101-42200-132	1,507.00	1,507.00	.00	(1,507.00)	.00	.00
101-42200-133	1,200.00	1,200.00	697.50	(502.50)	58.13	611.69
101-42200-151	39,652.00	39,652.00	9,812.37	(29,839.63)	24.75	27,645.23
101-42200-154	150.00	150.00	35.50	(114.50)	23.67	68.65
TOTAL PERSONAL SERVICES	221,687.00	221,687.00	86,667.49	(135,019.51)	39.09	195,142.52
<i>SUPPLIES</i>						
101-42200-201	250.00	250.00	62.60	(187.40)	25.04	46.95
101-42200-204	100.00	100.00	.00	(100.00)	.00	.00
101-42200-210	9,500.00	9,500.00	2,644.21	(6,855.79)	27.83	6,008.41
101-42200-212	6,300.00	6,300.00	2,073.66	(4,226.34)	32.92	4,312.33
101-42200-215	200.00	200.00	.00	(200.00)	.00	.00
101-42200-221	15,000.00	15,000.00	12,856.32	(2,143.68)	85.71	20,436.23
101-42200-223	1,500.00	1,500.00	389.00	(1,111.00)	25.93	2,629.93
101-42200-231	10,000.00	10,000.00	4,788.86	(5,211.14)	47.89	15,127.33
101-42200-240	7,000.00	7,000.00	3,780.29	(3,219.71)	54.00	2,748.23
101-42200-241	.00	.00	.00	.00	.00	1,899.82
TOTAL SUPPLIES	49,850.00	49,850.00	26,594.94	(23,255.06)	53.35	53,209.23
<i>OTHER SERVICES AND CHARGES</i>						
101-42200-304	15,000.00	15,000.00	7,798.26	(7,201.74)	51.99	16,835.72
101-42200-307	10,000.00	10,000.00	.00	(10,000.00)	.00	10,000.00
101-42200-313	3,000.00	3,000.00	2,437.00	(563.00)	81.23	5,330.40
101-42200-321	1,400.00	1,400.00	375.10	(1,024.90)	26.79	1,371.42
101-42200-331	1,500.00	1,500.00	.00	(1,500.00)	.00	187.81
101-42200-334	300.00	300.00	.00	(300.00)	.00	.00
101-42200-340	250.00	250.00	.00	(250.00)	.00	764.80
101-42200-360	7,000.00	7,000.00	.00	(7,000.00)	.00	6,338.48
101-42200-381	17,000.00	17,000.00	4,793.51	(12,206.49)	28.20	16,045.61
101-42200-382	500.00	500.00	184.38	(315.62)	36.88	427.77
101-42200-383	5,000.00	5,000.00	2,502.20	(2,497.80)	50.04	2,646.58
TOTAL OTHER SERVICES AND CHA	60,950.00	60,950.00	18,090.45	(42,859.55)	29.68	59,948.59

CITY OF CAMBRIDGE
DETAIL EXPENDITURES WITH COMPARISON TO BUDGET
FOR THE 5 MONTHS ENDING MAY 31, 2021

FUND 101 - GENERAL FUND

	ADOPTED BUDGET	AMENDED BUDGET	YTD ACTUAL	UNUSED/ UNEARNED	% OF BUDGET	PRIOR YR YTD ACTUAL
<i>MISCELLANEOUS</i>						
101-42200-401 REPAIR & MAINT LABOR - BLDGS	1,500.00	1,500.00	.00	(1,500.00)	.00	.00
101-42200-404 REPAIR & MAINT LABOR - VEH/EQ	1,000.00	1,000.00	10,871.38	9,871.38	1,087.14	7,200.55
101-42200-433 DUES AND SUBSCRIPTIONS	1,700.00	1,700.00	905.00	(795.00)	53.24	1,650.00
101-42200-440 SCHOOLS AND MEETINGS	6,000.00	6,000.00	.00	(6,000.00)	.00	689.90
101-42200-441 GRANT FUNDED SCHOOLS	.00	.00	2,149.00	2,149.00	.00	3,141.75
<i>TOTAL MISCELLANEOUS</i>	10,200.00	10,200.00	13,925.38	3,725.38	136.52	12,682.20
TOTAL FIRE DEPARTMENT	342,687.00	342,687.00	145,278.26	(197,408.74)	42.39	320,982.54

CITY OF CAMBRIDGE
DETAIL EXPENDITURES WITH COMPARISON TO BUDGET
FOR THE 5 MONTHS ENDING MAY 31, 2021

FUND 101 - GENERAL FUND

	ADOPTED BUDGET	AMENDED BUDGET	YTD ACTUAL	UNUSED/ UNEARNED	% OF BUDGET	PRIOR YR YTD ACTUAL
<u>EMERGENCY MANAGEMENT</u>						
<i>SUPPLIES</i>						
101-42300-201 OFFICE SUPPLIES	100.00	100.00	.00	(100.00)	.00	.00
101-42300-210 MISCELLANEOUS OPER SUPPLIES	500.00	500.00	88.86	(411.14)	17.77	349.00
101-42300-240 SMALL TOOLS AND MINOR EQUIP	1,500.00	1,500.00	.00	(1,500.00)	.00	530.75
<i>TOTAL SUPPLIES</i>	<u>2,100.00</u>	<u>2,100.00</u>	<u>88.86</u>	<u>(2,011.14)</u>	<u>4.23</u>	<u>879.75</u>
<i>OTHER SERVICES AND CHARGES</i>						
101-42300-331 TRAVEL/MEALS/LODGING	300.00	300.00	.00	(300.00)	.00	.00
<i>TOTAL OTHER SERVICES AND CHA</i>	<u>300.00</u>	<u>300.00</u>	<u>.00</u>	<u>(300.00)</u>	<u>.00</u>	<u>.00</u>
<i>MISCELLANEOUS</i>						
101-42300-433 DUES AND SUBSCRIPTIONS	.00	.00	.00	.00	.00	200.00
101-42300-440 SCHOOLS AND MEETINGS	500.00	500.00	160.00	(340.00)	32.00	151.96
101-42300-489 OTHER CONTRACTED SERVICES	1,500.00	1,500.00	250.00	(1,250.00)	16.67	2,468.00
<i>TOTAL MISCELLANEOUS</i>	<u>2,000.00</u>	<u>2,000.00</u>	<u>410.00</u>	<u>(1,590.00)</u>	<u>20.50</u>	<u>2,819.96</u>
<i>FUNCTION 9</i>						
101-42300-999 COVID 19 EMERGENCY MANAGEMEN	.00	.00	161.60	161.60	.00	403.62
<i>TOTAL FUNCTION 9</i>	<u>.00</u>	<u>.00</u>	<u>161.60</u>	<u>161.60</u>	<u>.00</u>	<u>403.62</u>
TOTAL EMERGENCY MANAGEMENT	<u><u>4,400.00</u></u>	<u><u>4,400.00</u></u>	<u><u>660.46</u></u>	<u><u>(3,739.54)</u></u>	<u><u>15.01</u></u>	<u><u>4,103.33</u></u>

CITY OF CAMBRIDGE
DETAIL EXPENDITURES WITH COMPARISON TO BUDGET
FOR THE 5 MONTHS ENDING MAY 31, 2021

FUND 101 - GENERAL FUND

	ADOPTED BUDGET	AMENDED BUDGET	YTD ACTUAL	UNUSED/ UNEARNED	% OF BUDGET	PRIOR YR YTD ACTUAL
<u>ANIMAL CONTROL</u>						
<i>OTHER SERVICES & CHARGES</i>						
101-42700-310 ANIMAL CONTROL SERVICES	5,000.00	5,000.00	1,600.00	(3,400.00)	32.00	4,800.00
<i>TOTAL OTHER SERVICES & CHARG</i>	5,000.00	5,000.00	1,600.00	(3,400.00)	32.00	4,800.00
TOTAL ANIMAL CONTROL	5,000.00	5,000.00	1,600.00	(3,400.00)	32.00	4,800.00

CITY OF CAMBRIDGE
DETAIL EXPENDITURES WITH COMPARISON TO BUDGET
FOR THE 5 MONTHS ENDING MAY 31, 2021

FUND 101 - GENERAL FUND

	ADOPTED BUDGET	AMENDED BUDGET	YTD ACTUAL	UNUSED/ UNEARNED	% OF BUDGET	PRIOR YR YTD ACTUAL
STREETS						
<i>PERSONAL SERVICES</i>						
101-43001-101 FULL-TIME EMPLOYEES - REGULAR	653,233.00	653,233.00	305,743.52	(347,489.48)	46.80	583,268.61
101-43001-102 FULL-TIME EMPLOYEES - OVERTIME	5,000.00	5,000.00	486.66	(4,513.34)	9.73	1,252.39
101-43001-104 TEMP/SEAS EMPLOYEES REGULAR	41,536.00	41,536.00	519.20	(41,016.80)	1.25	15,461.06
101-43001-110 HOURS WORKED HOLIDAY	2,000.00	2,000.00	.00	(2,000.00)	.00	.00
101-43001-111 OVERTIME-SNOWPLOWING	46,000.00	46,000.00	26,996.22	(19,003.78)	58.69	24,927.40
101-43001-112 OVERTIME MOSQUITO SPRAYING	2,000.00	2,000.00	.00	(2,000.00)	.00	293.50
101-43001-115 CALL-IN PAY	.00	.00	102.45	102.45	.00	332.51
101-43001-121 PERA (EMPLOYER)	55,038.00	55,038.00	22,937.19	(32,100.81)	41.68	45,747.30
101-43001-122 FICA/MEDICARE (EMPLOYER)	59,316.00	59,316.00	23,486.51	(35,829.49)	39.60	46,310.67
101-43001-123 CENTRAL PENSION FUND CONTRIB	16,640.00	16,640.00	6,992.40	(9,647.60)	42.02	8,483.17
101-43001-131 MEDICAL/DENTAL/LIFE (EMPLOYER)	143,479.00	143,479.00	70,163.34	(73,315.66)	48.90	132,062.72
101-43001-132 STREETS LONGEVITY PAY	25,600.00	25,600.00	.00	(25,600.00)	.00	.00
101-43001-133 STREETS INS DEDUCTIBLE CONTRIB	11,600.00	11,600.00	136.68	(11,463.32)	1.18	6,386.86
101-43001-151 WORKERS' COMPENSATION PREMIU	70,768.00	70,768.00	13,463.04	(57,304.96)	19.02	31,492.25
101-43001-154 HRA/FLEX FEES	700.00	700.00	342.22	(357.78)	48.89	602.81
101-43001-157 SEVERENCE	28,140.00	28,140.00	.00	(28,140.00)	.00	.00
TOTAL PERSONAL SERVICES	1,161,050.00	1,161,050.00	471,369.43	(689,680.57)	40.60	896,621.25
<i>SUPPLIES</i>						
101-43001-201 OFFICE SUPPLIES-ACCESSORIES	1,500.00	1,500.00	.00	(1,500.00)	.00	2,002.90
101-43001-202 DUPLICATING AND COPYING SUPPLI	200.00	200.00	.00	(200.00)	.00	20.00
101-43001-204 STATIONERY, FORMS & ENVELOPES	200.00	200.00	.00	(200.00)	.00	477.31
101-43001-209 SOFTWARE UPDATES	700.00	700.00	.00	(700.00)	.00	323.50
101-43001-210 MISCELLANEOUS OPER SUPPLIES	10,000.00	10,000.00	5,815.74	(4,184.26)	58.16	12,505.89
101-43001-212 GASOLINE/FUEL/LUB/ADDITIVES	35,000.00	35,000.00	15,287.37	(19,712.63)	43.68	24,795.45
101-43001-215 SHOP MAINTENANCE SUPPLIES	1,000.00	1,000.00	942.99	(57.01)	94.30	1,617.17
101-43001-219 SNOW REMOVAL MATERIALS	70,000.00	70,000.00	50,700.32	(19,299.68)	72.43	63,048.44
101-43001-221 REPAIR & MAINT SUPP-VEH/EQ	60,000.00	60,000.00	49,328.16	(10,671.84)	82.21	91,517.58
101-43001-224 REPAIR & MAINT-INFRASTRUCTURE	12,000.00	12,000.00	2,038.12	(9,961.88)	16.98	14,211.53
101-43001-226 SIGNS	6,000.00	6,000.00	5,808.67	(191.33)	96.81	5,638.02
101-43001-240 SMALL TOOLS AND MINOR EQUIP	10,000.00	10,000.00	7,490.84	(2,509.16)	74.91	11,405.12
TOTAL SUPPLIES	206,600.00	206,600.00	137,412.21	(69,187.79)	66.51	227,562.91

CITY OF CAMBRIDGE
DETAIL EXPENDITURES WITH COMPARISON TO BUDGET
FOR THE 5 MONTHS ENDING MAY 31, 2021

FUND 101 - GENERAL FUND

	ADOPTED BUDGET	AMENDED BUDGET	YTD ACTUAL	UNUSED/ UNEARNED	% OF BUDGET	PRIOR YR YTD ACTUAL
<i>OTHER SERVICES AND CHARGES</i>						
101-43001-304 MISC PROFESSIONAL FEES	3,500.00	3,500.00	587.95	(2,912.05)	16.80	2,830.54
101-43001-313 IT MGMT & BACKUP	3,000.00	3,000.00	2,437.00	(563.00)	81.23	5,330.40
101-43001-321 TELEPHONE/CELLULAR PHONES	8,000.00	8,000.00	1,665.24	(6,334.76)	20.82	4,638.36
101-43001-331 TRAVEL/MEALS/LODGING	500.00	500.00	.00	(500.00)	.00	12.00
101-43001-334 MILEAGE REIMBURSEMENT	400.00	400.00	.00	(400.00)	.00	.00
101-43001-340 ADVERTISING	400.00	400.00	157.55	(242.45)	39.39	296.60
101-43001-360 INSURANCE AND BONDS	18,000.00	18,000.00	.00	(18,000.00)	.00	16,485.38
101-43001-381 ELECTRIC UTILITIES	7,500.00	7,500.00	2,566.01	(4,933.99)	34.21	7,046.63
101-43001-382 WATER/WASTEWATER UTILITIES	3,000.00	3,000.00	989.90	(2,010.10)	33.00	2,706.68
101-43001-383 GAS UTILITIES	13,000.00	13,000.00	7,751.26	(5,248.74)	59.63	10,934.49
101-43001-384 REFUSE HAULING	3,500.00	3,500.00	747.30	(2,752.70)	21.35	2,375.88
TOTAL OTHER SERVICES AND CHA	60,800.00	60,800.00	16,902.21	(43,897.79)	27.80	52,656.96
<i>MISCELLANEOUS</i>						
101-43001-401 REPAIR & MAINT LABOR-BLDGS	1,000.00	1,000.00	132.45	(867.55)	13.25	805.85
101-43001-404 REPAIR & MAINT LABOR-VEH/EQ	5,000.00	5,000.00	4,199.08	(800.92)	83.98	12,319.94
101-43001-405 EMERG MGMT REP & MAINT	500.00	500.00	.00	(500.00)	.00	.00
101-43001-406 PAINTING AND STRIPING	23,000.00	23,000.00	.00	(23,000.00)	.00	17,737.75
101-43001-407 BRIDGE REPAIR	1,000.00	1,000.00	.00	(1,000.00)	.00	.00
101-43001-408 SIDEWALK REPAIRS	.00	.00	.00	.00	.00	4,400.00
101-43001-413 BNSF PARKING LEASE	3,100.00	3,100.00	3,189.02	89.02	102.87	3,096.14
101-43001-414 EQUIPMENT RENTAL	6,000.00	6,000.00	3,100.00	(2,900.00)	51.67	4,250.00
101-43001-417 RENTALS - UNIFORMS	8,000.00	8,000.00	3,782.80	(4,217.20)	47.29	8,207.63
101-43001-430 MISCELLANEOUS	1,000.00	1,000.00	.00	(1,000.00)	.00	40.00
101-43001-433 DUES AND SUBSCRIPTIONS	1,000.00	1,000.00	478.00	(522.00)	47.80	777.20
101-43001-440 SCHOOLS AND MEETINGS	1,500.00	1,500.00	.00	(1,500.00)	.00	690.00
101-43001-443 CITY GARDEN/FLOWER OPER EXP	2,000.00	2,000.00	.00	(2,000.00)	.00	261.47
101-43001-444 INSECT CONTROL	7,000.00	7,000.00	.00	(7,000.00)	.00	110.01
101-43001-445 DISEASED TREE PROGRAM	15,000.00	15,000.00	195.00	(14,805.00)	1.30	5,112.85
101-43001-446 WEED CONTROL	4,000.00	4,000.00	734.13	(3,265.87)	18.35	3,052.89
101-43001-447 DOWNTOWN DECORATIONS	10,000.00	10,000.00	905.00	(9,095.00)	9.05	1,081.10
101-43001-449 SOD REPLACEMENT PROJECT	4,000.00	4,000.00	.00	(4,000.00)	.00	.00
101-43001-489 OTHER CONTRACTED SERVICES	14,000.00	14,000.00	10,154.36	(3,845.64)	72.53	8,077.87
TOTAL MISCELLANEOUS	107,100.00	107,100.00	26,869.84	(80,230.16)	25.09	70,020.70
TOTAL STREETS	1,535,550.00	1,535,550.00	652,553.69	(882,996.31)	42.50	1,246,861.82

CITY OF CAMBRIDGE
DETAIL EXPENDITURES WITH COMPARISON TO BUDGET
FOR THE 5 MONTHS ENDING MAY 31, 2021

FUND 101 - GENERAL FUND

		ADOPTED BUDGET	AMENDED BUDGET	YTD ACTUAL	UNUSED/ UNEARNED	% OF BUDGET	PRIOR YR YTD ACTUAL
PARKS & RECREATION							
<i>PERSONAL SERVICES</i>							
101-45200-101	FULL-TIME EMPLOYEES - REGULAR	131,166.00	131,166.00	42,011.18	(89,154.82)	32.03	105,593.08
101-45200-102	FULL-TIME EMPLOYEES - OVERTIME	2,000.00	2,000.00	3,590.85	1,590.85	179.54	1,169.62
101-45200-104	TEMP/SEAS EMPLOYEES - REGULAR	43,459.00	43,459.00	4,815.16	(38,643.84)	11.08	28,504.10
101-45200-112	PARKS & REC COMM STIPENDS	3,000.00	3,000.00	245.00	(2,755.00)	8.17	455.00
101-45200-121	PERA (EMPLOYER)	10,227.00	10,227.00	3,420.16	(6,806.84)	33.44	8,034.74
101-45200-122	FICA/MEDICARE (EMPLOYER)	13,986.00	13,986.00	3,786.17	(10,199.83)	27.07	9,994.43
101-45200-123	CENTRAL PENSION FUND CONTRIB	4,160.00	4,160.00	1,377.90	(2,782.10)	33.12	2,328.29
101-45200-131	MEDICAL/DENTAL/LIFE	28,696.00	28,696.00	11,116.97	(17,579.03)	38.74	22,879.32
101-45200-132	PARKS LONGEVITY PAY	3,191.00	3,191.00	.00	(3,191.00)	.00	.00
101-45200-133	PARKS INSUR DEDUCTIBLE CONTRIB	2,400.00	2,400.00	505.44	(1,894.56)	21.06	1,227.64
101-45200-151	WORKERS' COMPENSATION PREMIU	10,460.00	10,460.00	1,587.92	(8,872.08)	15.18	5,520.82
101-45200-154	HRA/FLEX FEES	200.00	200.00	57.57	(142.43)	28.79	115.04
TOTAL PERSONAL SERVICES		252,945.00	252,945.00	72,514.32	(180,430.68)	28.67	185,822.08
<i>SUPPLIES</i>							
101-45200-210	MISCELLANEOUS OPER SUPPLIES	10,000.00	10,000.00	3,001.94	(6,998.06)	30.02	4,797.89
101-45200-212	GASOLINE/FUEL/LUB/ADDITIVES	7,000.00	7,000.00	5,252.39	(1,747.61)	75.03	9,508.86
101-45200-221	REPAIR & MAINT SUPP - VEH/EQ	12,000.00	12,000.00	2,618.90	(9,381.10)	21.82	7,096.55
101-45200-223	REPAIR & MAINT SUPP - BLDG/INF	15,000.00	15,000.00	13,289.26	(1,710.74)	88.60	11,294.35
101-45200-226	SIGNS	1,000.00	1,000.00	.00	(1,000.00)	.00	423.25
101-45200-230	MASTER GARDENERS SUPPLIES	2,000.00	2,000.00	.00	(2,000.00)	.00	329.64
101-45200-240	SMALL TOOLS & MINOR EQUIP	2,000.00	2,000.00	1,726.93	(273.07)	86.35	2,391.59
TOTAL SUPPLIES		49,000.00	49,000.00	25,889.42	(23,110.58)	52.84	35,842.13
<i>OTHER SERVICES AND CHARGES</i>							
101-45200-304	PROFESSIONAL SERV-PARK STUDY	500.00	500.00	34.19	(465.81)	6.84	1,263.60
101-45200-305	PARK CONTRACTED SERVICES	500.00	500.00	.00	(500.00)	.00	.00
101-45200-321	TELEPHONE/CELLULAR PHONES	1,000.00	1,000.00	426.28	(573.72)	42.63	817.84
101-45200-340	ADVERTISING	200.00	200.00	.00	(200.00)	.00	.00
101-45200-351	LEGAL NOTICES/ORD PUBLISHING	200.00	200.00	.00	(200.00)	.00	.00
101-45200-360	INSURANCE AND BONDS	28,000.00	28,000.00	.00	(28,000.00)	.00	24,769.11
101-45200-381	ELECTRIC UTILITIES	70,000.00	70,000.00	29,422.14	(40,577.86)	42.03	51,235.50
101-45200-382	WATER/WASTEWATER UTILITIES	7,000.00	7,000.00	1,119.10	(5,880.90)	15.99	10,237.18
101-45200-383	GAS UTILITIES	2,000.00	2,000.00	.00	(2,000.00)	.00	605.06
101-45200-386	EV CHARGING STATION POWER	.00	.00	635.21	635.21	.00	.00
TOTAL OTHER SERVICES AND CHA		109,400.00	109,400.00	31,636.92	(77,763.08)	28.92	88,928.29

CITY OF CAMBRIDGE
DETAIL EXPENDITURES WITH COMPARISON TO BUDGET
FOR THE 5 MONTHS ENDING MAY 31, 2021

FUND 101 - GENERAL FUND

	ADOPTED BUDGET	AMENDED BUDGET	YTD ACTUAL	UNUSED/ UNEARNED	% OF BUDGET	PRIOR YR YTD ACTUAL
<i>MISCELLANEOUS</i>						
101-45200-401 REPAIR & MAINT LABOR - BLDGS	5,000.00	5,000.00	2,167.20	(2,832.80)	43.34	4,761.25
101-45200-415 RENTALS - OTHER EQUIPMENT	8,000.00	8,000.00	1,823.22	(6,176.78)	22.79	5,757.24
101-45200-417 RENTALS - UNIFORMS	700.00	700.00	360.57	(339.43)	51.51	892.84
101-45200-440 SCHOOLS AND MEETINGS	.00	.00	.00	.00	.00	140.00
101-45200-445 WEED CONTROL AND FERTILIZER	15,000.00	15,000.00	3,255.00	(11,745.00)	21.70	3,929.53
101-45200-495 SKI TRAIL MAINTENANCE AGREEMEN	4,500.00	4,500.00	.00	(4,500.00)	.00	3,262.00
101-45200-496 PARKS ARTS & PROGRAMMING	20,000.00	20,000.00	6,955.50	(13,044.50)	34.78	17,183.39
<i>TOTAL MISCELLANEOUS</i>	<u>53,200.00</u>	<u>53,200.00</u>	<u>14,561.49</u>	<u>(38,638.51)</u>	<u>27.37</u>	<u>35,926.25</u>
TOTAL PARKS & RECREATION	<u><u>464,545.00</u></u>	<u><u>464,545.00</u></u>	<u><u>144,602.15</u></u>	<u><u>(319,942.85)</u></u>	<u><u>31.13</u></u>	<u><u>346,518.75</u></u>

CITY OF CAMBRIDGE
DETAIL EXPENDITURES WITH COMPARISON TO BUDGET
FOR THE 5 MONTHS ENDING MAY 31, 2021

FUND 101 - GENERAL FUND

	ADOPTED BUDGET	AMENDED BUDGET	YTD ACTUAL	UNUSED/ UNEARNED	% OF BUDGET	PRIOR YR YTD ACTUAL
LIBRARY						
<i>SUPPLIES</i>						
101-45400-210 MISCELLANEOUS OPER SUPPLIES	500.00	500.00	.00	(500.00)	.00	3.77
101-45400-223 REPAIR & MAINT SUPP - BLDG/INF	5,000.00	5,000.00	1,327.24	(3,672.76)	26.54	204.75
101-45400-240 SMALL TOOLS & MINOR EQUIP	1,000.00	1,000.00	.00	(1,000.00)	.00	.00
<i>TOTAL SUPPLIES</i>	<i>6,500.00</i>	<i>6,500.00</i>	<i>1,327.24</i>	<i>(5,172.76)</i>	<i>20.42</i>	<i>208.52</i>
<i>OTHER SERVICES AND CHARGES</i>						
101-45400-360 INSURANCE AND BONDS	6,500.00	6,500.00	.00	(6,500.00)	.00	3,081.00
101-45400-381 ELECTRIC UTILITIES	28,000.00	28,000.00	9,823.76	(18,176.24)	35.08	26,969.96
101-45400-382 WATER/WASTEWATER UTILITIES	3,600.00	3,600.00	639.55	(2,960.45)	17.77	5,314.35
101-45400-383 GAS UTILITIES	2,500.00	2,500.00	3,832.42	1,332.42	153.30	2,769.17
<i>TOTAL OTHER SERVICES AND CHA</i>	<i>40,600.00</i>	<i>40,600.00</i>	<i>14,295.73</i>	<i>(26,304.27)</i>	<i>35.21</i>	<i>38,134.48</i>
<i>MISCELLANEOUS</i>						
101-45400-401 REPAIR & MAINT LABOR - BLDGS	500.00	500.00	3,788.81	3,288.81	757.76	1,624.28
101-45400-404 REPAIR & MAINT LABOR-CAMB LIBR	35,000.00	35,000.00	12,312.51	(22,687.49)	35.18	19,265.34
101-45400-409 MAINT CONTRACTS - BLDG & EQUIP	.00	.00	1,287.08	1,287.08	.00	4,804.41
101-45400-430 MISCELLANEOUS	500.00	500.00	.00	(500.00)	.00	.00
101-45400-499 LIBRARY SCULPTURE PROJ-GRANT	.00	.00	.00	.00	.00	6,750.00
<i>TOTAL MISCELLANEOUS</i>	<i>36,000.00</i>	<i>36,000.00</i>	<i>17,388.40</i>	<i>(18,611.60)</i>	<i>48.30</i>	<i>32,444.03</i>
TOTAL LIBRARY	83,100.00	83,100.00	33,011.37	(50,088.63)	39.72	70,787.03

CITY OF CAMBRIDGE
DETAIL EXPENDITURES WITH COMPARISON TO BUDGET
FOR THE 5 MONTHS ENDING MAY 31, 2021

FUND 101 - GENERAL FUND

	ADOPTED BUDGET	AMENDED BUDGET	YTD ACTUAL	UNUSED/ UNEARNED	% OF BUDGET	PRIOR YR YTD ACTUAL
<u>TRANSFERS OUT</u>						
<i>TRANSFERS</i>						
101-49300-720 TRANSFERS OUT - OPER TRANSFER	854,604.00	854,604.00	.00	(854,604.00)	.00	2,386,704.00
<i>TOTAL TRANSFERS</i>	854,604.00	854,604.00	.00	(854,604.00)	.00	2,386,704.00
TOTAL TRANSFERS OUT	854,604.00	854,604.00	.00	(854,604.00)	.00	2,386,704.00

CITY OF CAMBRIDGE
DETAIL EXPENDITURES WITH COMPARISON TO BUDGET
FOR THE 5 MONTHS ENDING MAY 31, 2021

FUND 101 - GENERAL FUND

	ADOPTED BUDGET	AMENDED BUDGET	YTD ACTUAL	UNUSED/ UNEARNED	% OF BUDGET	PRIOR YR YTD ACTUAL
TOTAL FUND EXPENDITURES	7,475,828.00	7,475,828.00	2,624,510.43			7,891,258.01
NET REVENUES OVER EXPENDITURE	.00	.00	(2,172,082.29)			(112,481.90)

CITY OF CAMBRIDGE
SUMMARY REVENUES / EXPENDITURES COMPARED TO BUDGET
FOR THE 5 MONTHS ENDING MAY 31, 2021

FUND 211 - AIRPORT OPERATING FUND

	ADOPTED BUDGET	AMENDED BUDGET	YTD ACTUAL	UNUSED/ UNEARNED	% OF BUDGET	PRIOR YR YTD ACTUAL
REVENUE						
CHARGES FOR SERVICES	68,000.00	68,000.00	30,261.80	37,738.20	44.50	88,617.37
OTHER	200.00	200.00	.00	200.00	.00	490.22
OTHER FINANCING SOURCES	.00	.00	.00	.00	.00	9,000.00
TOTAL FUND REVENUE	68,200.00	68,200.00	30,261.80	37,938.20	44.37	98,107.59
EXPENDITURES						
AIRPORT OPERATING						
AIRPORT OPERATING	67,000.00	67,000.00	30,222.47	36,777.53	45.11	93,112.22
TRANSFERS OUT	1,200.00	1,200.00	.00	1,200.00	.00	.00
TOTAL AIRPORT OPERATING	68,200.00	68,200.00	30,222.47	37,977.53	44.31	93,112.22
TOTAL FUND EXPENDITURES	68,200.00	68,200.00	30,222.47	37,977.53	44.31	93,112.22
NET REVENUE OVER EXPENDITURES	.00	.00	39.33	(39.33)		4,995.37

CITY OF CAMBRIDGE
DETAIL REVENUES WITH COMPARISON TO BUDGET
FOR THE 5 MONTHS ENDING MAY 31, 2021

FUND 211 - AIRPORT OPERATING FUND

	ADOPTED BUDGET	AMENDED BUDGET	YTD ACTUAL	UNUSED/ UNEARNED	% OF BUDGET	PRIOR YR YTD ACTUAL
<u>CHARGES FOR SERVICES</u>						
211-34920 HANGER LEASE & TIE DOWN FEES	11,000.00	11,000.00	13,437.30	(2,437.30)	122.16	11,593.16
211-34921 MAINT REIMBURSEMENT - STATE	21,000.00	21,000.00	.00	21,000.00	.00	25,394.00
211-34925 AIRPLANE FUEL SALES	36,000.00	36,000.00	16,824.50	19,175.50	46.73	51,630.21
TOTAL CHARGES FOR SERVICES	68,000.00	68,000.00	30,261.80	37,738.20	44.50	88,617.37
<u>OTHER</u>						
211-36210 INTEREST EARNINGS	200.00	200.00	.00	200.00	.00	490.22
TOTAL OTHER	200.00	200.00	.00	200.00	.00	490.22
<u>OTHER FINANCING SOURCES</u>						
211-39203 TRANSFERS IN - OPERATING	.00	.00	.00	.00	.00	9,000.00
TOTAL OTHER FINANCING SOURCES	.00	.00	.00	.00	.00	9,000.00
TOTAL FUND REVENUE	68,200.00	68,200.00	30,261.80			98,107.59

CITY OF CAMBRIDGE
DETAIL EXPENDITURES WITH COMPARISON TO BUDGET
FOR THE 5 MONTHS ENDING MAY 31, 2021

FUND 211 - AIRPORT OPERATING FUND

	ADOPTED BUDGET	AMENDED BUDGET	YTD ACTUAL	UNUSED/ UNEARNED	% OF BUDGET	PRIOR YR YTD ACTUAL
AIRPORT OPERATING						
<i>PERSONAL SERVICES</i>						
211-49000-101 FULL-TIME EMPLOYEES - REGULAR	.00	.00	7,828.12	7,828.12	.00	6,455.32
211-49000-111 OVERTIME SNOWPLOWING	.00	.00	361.36	361.36	.00	663.51
211-49000-121 PERA (EMPLOYER)	.00	.00	614.19	614.19	.00	423.32
211-49000-122 FICA/MEDICARE (EMPLOYER)	.00	.00	609.61	609.61	.00	416.75
211-49000-123 CENTRAL PENSION FUND CONTRIB	.00	.00	53.67	53.67	.00	21.54
211-49000-131 MEDICAL/DENTAL/LIFE	.00	.00	1,351.40	1,351.40	.00	687.15
TOTAL PERSONAL SERVICES	.00	.00	10,818.35	10,818.35	.00	8,667.59
<i>SUPPLIES</i>						
211-49000-210 MISCELLANEOUS OPER SUPPLIES	1,000.00	1,000.00	515.11	(484.89)	51.51	713.16
211-49000-212 GASOLINE/FUEL/ADDATIVES	100.00	100.00	.00	(100.00)	.00	.00
211-49000-215 SHOP MAINTENANCE SUPPLIES	500.00	500.00	.00	(500.00)	.00	37.11
211-49000-221 REPAIR/MAINT VEHICLES & EQUIP	5,000.00	5,000.00	27.99	(4,972.01)	.56	1,477.59
211-49000-223 REPAIR & MAINT SUPP - BLDGS	1,000.00	1,000.00	.00	(1,000.00)	.00	161.99
211-49000-226 SIGNS	500.00	500.00	.00	(500.00)	.00	.00
211-49000-228 REPAIR & MAINT SUPP - INFRAST	2,000.00	2,000.00	.00	(2,000.00)	.00	1,177.63
211-49000-251 AIRPLANE FUEL COST OF SALES	34,000.00	34,000.00	14,234.23	(19,765.77)	41.87	47,370.13
TOTAL SUPPLIES	44,100.00	44,100.00	14,777.33	(29,322.67)	33.51	50,937.61
<i>OTHER SERVICES & CHARGES</i>						
211-49000-321 TELEPHONE/CELLULAR PHONES	1,500.00	1,500.00	1,098.36	(401.64)	73.22	1,469.64
211-49000-331 TRAVEL/MEALS/LODGING	200.00	200.00	.00	(200.00)	.00	.00
211-49000-351 LEGAL NOTICES/ORD PUBLISHING	100.00	100.00	190.78	90.78	190.78	.00
211-49000-360 INSURANCE AND BONDS	3,500.00	3,500.00	.00	(3,500.00)	.00	3,647.76
211-49000-381 ELECTRIC UTILITIES	6,800.00	6,800.00	1,814.67	(4,985.33)	26.69	7,125.81
211-49000-383 GAS UTILITIES	1,200.00	1,200.00	287.41	(912.59)	23.95	324.75
TOTAL OTHER SERVICES & CHARG	13,300.00	13,300.00	3,391.22	(9,908.78)	25.50	12,567.96
<i>MISCELLANEOUS</i>						
211-49000-401 REPAIR & MAINT LABOR - BLDGS	1,500.00	1,500.00	.00	(1,500.00)	.00	.00
211-49000-403 REPAIR & MAINT LABOR - INFRAST	3,000.00	3,000.00	.00	(3,000.00)	.00	1,300.50
211-49000-404 REPAIR & MAINT LABOR - VEH/EQ	1,000.00	1,000.00	.00	(1,000.00)	.00	450.00
211-49000-409 MAINT CONTRACTS - COVID FUNDED	.00	.00	.00	.00	.00	15,000.00
211-49000-430 MISCELLANEOUS	2,000.00	2,000.00	585.57	(1,414.43)	29.28	2,057.81
211-49000-431 UNCOLLECTIBLE ACCOUNT EXPENS	.00	.00	225.00	225.00	.00	.00
211-49000-433 DUES AND SUBSCRIPTIONS	300.00	300.00	25.00	(275.00)	8.33	483.00
211-49000-440 SCHOOLS AND MEETINGS	300.00	300.00	.00	(300.00)	.00	.00
211-49000-441 STATE PERMITS & FEES	500.00	500.00	400.00	(100.00)	80.00	440.00
211-49000-489 OTHER CONTRACTED SERVICES	1,000.00	1,000.00	.00	(1,000.00)	.00	1,207.75
TOTAL MISCELLANEOUS	9,600.00	9,600.00	1,235.57	(8,364.43)	12.87	20,939.06
TOTAL AIRPORT OPERATING	67,000.00	67,000.00	30,222.47	(36,777.53)	45.11	93,112.22

CITY OF CAMBRIDGE
DETAIL EXPENDITURES WITH COMPARISON TO BUDGET
FOR THE 5 MONTHS ENDING MAY 31, 2021

FUND 211 - AIRPORT OPERATING FUND

	ADOPTED BUDGET	AMENDED BUDGET	YTD ACTUAL	UNUSED/ UNEARNED	% OF BUDGET	PRIOR YR YTD ACTUAL
<u>TRANSFERS OUT</u>						
<i>TRANSFERS</i>						
211-49300-720 TRANSFERS OUT - OPERATING	1,200.00	1,200.00	.00	(1,200.00)	.00	.00
<i>TOTAL TRANSFERS</i>	1,200.00	1,200.00	.00	(1,200.00)	.00	.00
TOTAL TRANSFERS OUT	1,200.00	1,200.00	.00	(1,200.00)	.00	.00

CITY OF CAMBRIDGE
DETAIL EXPENDITURES WITH COMPARISON TO BUDGET
FOR THE 5 MONTHS ENDING MAY 31, 2021

FUND 211 - AIRPORT OPERATING FUND

	ADOPTED BUDGET	AMENDED BUDGET	YTD ACTUAL	UNUSED/ UNEARNED	% OF BUDGET	PRIOR YR YTD ACTUAL
TOTAL FUND EXPENDITURES	68,200.00	68,200.00	30,222.47			93,112.22
NET REVENUES OVER EXPENDITURE	.00	.00	39.33			4,995.37

CITY OF CAMBRIDGE
REVENUES WITH COMPARISON TO BUDGET
FOR THE 5 MONTHS ENDING MAY 31, 2021

FUNDS 303-397 - DEBT SERVICE

	ADOPTED BUDGET	AMENDED BUDGET	UNUSED/ YTD ACTUAL	% OF UNEARNED
<u>PROPERTY TAX</u>				
31010 CURRENT	233,547.00	233,547.00	.00	233,547.00
	233,547.00	233,547.00	.00	233,547.00
<u>SPECIAL ASSESSMENTS</u>				
36100 PREPAID	.00	.00	5,099.52	(5,099.52)
36101/36102 "PRINCIPAL, INT & PENALTIES"	375,425.00	375,425.00	.00	375,425.00
	375,425.00	375,425.00	5,099.52	370,325.48
<u>OTHER FINANCING SOURCES</u>				
36210 INTEREST EARNINGS	1,000.00	1,000.00	.00	1,000.00
	1,000.00	1,000.00	.00	1,000.00
<u>TRANSFERS</u>				
39200-39204 GENERAL FUND TRANSFER IN	828,632.00	828,632.00	.00	828,632.00
	828,632.00	828,632.00	.00	828,632.00
TOTAL REVENUE	1,438,604.00	1,438,604.00	5,099.52	1,433,504.48

CITY OF CAMBRIDGE
EXPENSES WITH COMPARISON TO BUDGET
FOR THE 5 MONTHS ENDING MAY 31, 2021

FUNDS 303-397 - DEBT SERVICE

		ADOPTED BUDGET	AMENDED BUDGET	YTD ACTUAL	UNUSED/ UNEARNED	% OF BUDGET
<u>DEBT SERVICE</u>						
47000601-610	PRINCIPAL	1,070,000.00	1,070,000.00	1,070,000.00	.00	
47000611	INTEREST	397,608.00	397,608.00	215,719.70	(181,888.30)	54.25
47000620	OTHER FEES	4,000.00	4,000.00	2,275.00	(1,725.00)	56.88
		<u>1,471,608.00</u>	<u>1,471,608.00</u>	<u>1,287,994.70</u>	<u>(183,613.30)</u>	<u>87.52</u>
	TOTAL EXPENSES	<u>1,471,608.00</u>	<u>1,471,608.00</u>	<u>1,287,994.70</u>	<u>(183,613.30)</u>	<u>87.52</u>
	NET REVENUES					
	OVER(UNDER) EXPENSES	<u>(33,004.00)</u>	<u>(33,004.00)</u>	<u>(1,282,895.18)</u>		

CITY OF CAMBRIDGE
REVENUES WITH COMPARISON TO BUDGET
FOR THE 5 MONTHS ENDING MAY 31, 2021

FUNDS 400-499 - CAPITAL PROJECTS

	ADOPTED BUDGET	AMENDED BUDGET	YTD ACTUAL	UNUSED/ UNEARNED	% OF BUDGET
<u>SPECIAL ASSESSMENTS & TAXES</u>					
36101/36102 "PRINCIPAL, INT & PENALTIES"	15,572.00	15,572.00	.00	15,572.00	.00
	15,572.00	15,572.00	.00	15,572.00	.00
<u>CHARGES FOR SERVICE</u>					
362XX CONTRACTED SERVICES	38,584.00	38,584.00	37,460.00	1,124.00	97.09
37XXX,34404 AREA CHARGES & PARK DEDICATION FEES	3,600.00	3,600.00	88,728.16	(85,128.16)	2,464.67
	42,184.00	42,184.00	126,188.16	(84,004.16)	299.14
<u>INTERGOVERNMENTAL</u>					
33419-33429 STATE AID	7,500.00	7,500.00	597,095.00	(589,595.00)	7,961.27
33160-33169 FEDERAL AID	135,000.00	135,000.00	30,000.00	105,000.00	22.22
	142,500.00	142,500.00	627,095.00	(484,595.00)	440.07
<u>OTHER FINANCING SOURCES</u>					
36210 INTEREST EARNINGS	3,000.00	3,000.00	229.34	2,770.66	7.64
36501 PROPERTY SALES	.00	.00	574,178.00	(574,178.00)	.00
36230 DONATIONS	10,000.00	10,000.00	650.00	9,350.00	6.50
32299 UTILITY PERMITS	500.00	500.00	1,222.89	(722.89)	244.58
	13,500.00	13,500.00	576,280.23	(562,780.23)	4,268.74
<u>TRANSFERS</u>					
39200-39204 GENERAL FUND TRANSFER IN	941,662.00	941,662.00	228,801.24	712,860.76	24.30
	941,662.00	941,662.00	228,801.24	712,860.76	24.30
TOTAL REVENUE	1,155,418.00	1,155,418.00	1,558,364.63	(402,946.63)	134.87

CITY OF CAMBRIDGE
EXPENDITURES WITH COMPARISON TO BUDGET
FOR THE 5 MONTHS ENDING MAY 31, 2021

FUNDS 400-499 - CAPITAL PROJECTS

	ADOPTED BUDGET	AMENDED BUDGET	YTD ACTUAL	UNUSED/ UNEARNED	% OF BUDGET
401-48000-720 TRANSFERS OUT TO OTHER FUNDS	100,000.00	100,000.00	.00	(100,000.00)	.00
415-45200-540 PARKS VEH & EQUIP	18,000.00	18,000.00	.00	(18,000.00)	.00
415-45200-560 PARK IMPROVEMENTS	10,000.00	10,000.00	8,240.00	(1,760.00)	82.40
415-45200-591 CITY PARK IMPROVEMENTS	.00	.00	6,285.00	6,285.00	.00
417-42100-550 VEHICLES	100,000.00	100,000.00	11,804.80	(88,195.20)	11.80
417-42100-551 SQUAD CAMERA	10,800.00	10,800.00	.00	(10,800.00)	.00
417-42100-580 OTHER EQUIPMENT	30,000.00	30,000.00	60,696.89	30,696.89	202.32
417-42100-590 EMERGENCY OPERATIONS	3,000.00	3,000.00	2,997.00	(3.00)	99.90
418-43001-550 PW VEHICLES & EQUIPMENT	2,000.00	2,000.00	111,610.00	109,610.00	5,580.50
418-43001-551 EMERGENCY SIGNAL REPLACEMENT	.00	.00	24,033.92	24,033.92	.00
419-41320-581 CITY HALL BUILDING PROJECT	620,000.00	620,000.00	20,287.85	(599,712.15)	3.27
419-41320-585 LIBRARY CAPITAL TRANSFER	10,000.00	10,000.00	.00	(10,000.00)	.00
419-41500-570 FINANCE OFFICE EQUIPMENT	12,500.00	12,500.00	12,453.00	(47.00)	99.62
419-41910-580 ENTRANCE SIGN	5,000.00	5,000.00	.00	(5,000.00)	.00
422-49300-720 TRANSFER OUT	.00	.00	228,801.24	228,801.24	.00
427-48000-303 ENGINEERING EXP	.00	.00	513.50	513.50	.00
443-48000-223 STREET CRACK SEALING	60,000.00	60,000.00	.00	(60,000.00)	.00
443-48000-224 STREET SEAL COATING	130,000.00	130,000.00	.00	(130,000.00)	.00
444-48000-303 ENGINEERING FEES	.00	.00	3,200.00	3,200.00	.00
444-48000-530 IMPR OTHER THAN BUILDINGS	150,000.00	150,000.00	.00	(150,000.00)	.00
480-48000-303 ENGINEERING EXP	.00	.00	5,114.50	5,114.50	.00
480-48000-304 MISC PROF SERV	.00	.00	1,395.80	1,395.80	.00
TOTAL FUND EXPENDITURES	1,261,300.00	1,261,300.00	497,433.50	(763,866.50)	39.44
TOTAL EXPENDITURES	1,261,300.00	1,261,300.00	497,433.50	(763,866.50)	39.44
NET REVENUES					
OVER(UNDER) EXPENDITURES	(105,882.00)	(105,882.00)	1,060,931.13		

CITY OF CAMBRIDGE
SUMMARY REVENUES / EXPENDITURES COMPARED TO BUDGET
FOR THE 5 MONTHS ENDING MAY 31, 2021

FUND 601 - WATER UTILITY FUND

	ADOPTED BUDGET	AMENDED BUDGET	YTD ACTUAL	UNUSED/ UNEARNED	% OF BUDGET	PRIOR YR YTD ACTUAL
REVENUE						
SA & INTEREST EARNINGS	18,000.00	18,000.00	.00	18,000.00	.00	52,252.58
OPERATING REVENUE	1,930,245.00	1,930,245.00	748,384.36	1,181,860.64	38.77	1,999,284.51
OTHER FINANCING SOURCES	100,000.00	100,000.00	.00	100,000.00	.00	100,000.00
TOTAL FUND REVENUE	2,048,245.00	2,048,245.00	748,384.36	1,299,860.64	36.54	2,151,537.09
EXPENDITURES						
WATER FUND EXPENDITURES EXPENSE 400	1,906,108.00	1,906,108.00	383,080.27	1,523,027.73	20.10	1,726,028.96
TOTAL WATER FUND EXPENDITURES	1,906,108.00	1,906,108.00	383,080.27	1,523,027.73	20.10	1,726,028.96
TOTAL FUND EXPENDITURES	1,906,108.00	1,906,108.00	383,080.27	1,523,027.73	20.10	1,726,028.96
NET REVENUE OVER EXPENDITURES	142,137.00	142,137.00	365,304.09	(223,167.09)		425,508.13

CITY OF CAMBRIDGE
DETAIL REVENUES WITH COMPARISON TO BUDGET
FOR THE 5 MONTHS ENDING MAY 31, 2021

FUND 601 - WATER UTILITY FUND

	ADOPTED BUDGET	AMENDED BUDGET	YTD ACTUAL	UNUSED/ UNEARNED	% OF BUDGET	PRIOR YR YTD ACTUAL
<u>SA & INTEREST EARNINGS</u>						
601-36102 SPEC ASSESSMENTS - INT/PEN	3,000.00	3,000.00	.00	3,000.00	.00	6,685.23
601-36210 INTEREST EARNINGS	15,000.00	15,000.00	.00	15,000.00	.00	45,567.35
TOTAL SA & INTEREST EARNINGS	18,000.00	18,000.00	.00	18,000.00	.00	52,252.58
<u>OPERATING REVENUE</u>						
601-37110 METERED WATER SALES	1,877,245.00	1,877,245.00	704,393.72	1,172,851.28	37.52	1,906,168.16
601-37120 SALES OF METERS & SUPPLIES	10,000.00	10,000.00	17,462.00	(7,462.00)	174.62	35,128.00
601-37160 PENALTIES ETC.	18,000.00	18,000.00	11,979.74	6,020.26	66.55	25,708.16
601-37165 CERTIFICATION PENALTY	.00	.00	825.00	(825.00)	.00	1,275.00
601-37170 OTHER REVENUE	25,000.00	25,000.00	13,723.90	11,276.10	54.90	31,005.19
TOTAL OPERATING REVENUE	1,930,245.00	1,930,245.00	748,384.36	1,181,860.64	38.77	1,999,284.51
<u>OTHER FINANCING SOURCES</u>						
601-39203 TRANSFERS FROM OTHER FUNDS	100,000.00	100,000.00	.00	100,000.00	.00	100,000.00
TOTAL OTHER FINANCING SOURCES	100,000.00	100,000.00	.00	100,000.00	.00	100,000.00
TOTAL FUND REVENUE	2,048,245.00	2,048,245.00	748,384.36			2,151,537.09

CITY OF CAMBRIDGE
DETAIL EXPENDITURES WITH COMPARISON TO BUDGET
FOR THE 5 MONTHS ENDING MAY 31, 2021

FUND 601 - WATER UTILITY FUND

	ADOPTED BUDGET	AMENDED BUDGET	YTD ACTUAL	UNUSED/ UNEARNED	% OF BUDGET	PRIOR YR YTD ACTUAL
<i>PERSONAL SERVICES</i>						
601-49400-101 FULL-TIME EMPLOYEES - REGULAR	268,978.00	268,978.00	101,665.84	(167,312.16)	37.80	243,141.01
601-49400-102 FULL-TIME EMPLOYEES - OVERTIME	15,000.00	15,000.00	1,981.57	(13,018.43)	13.21	6,417.62
601-49400-104 TEMP/SEAS EMPLOYEES - REGULAR	7,788.00	7,788.00	.00	(7,788.00)	.00	6,161.57
601-49400-110 HOURS WORKED HOLIDAY	3,000.00	3,000.00	281.44	(2,718.56)	9.38	1,788.50
601-49400-115 CALL-IN PAY	2,500.00	2,500.00	804.04	(1,695.96)	32.16	925.15
601-49400-116 ON-CALL PAY	14,000.00	14,000.00	2,944.76	(11,055.24)	21.03	7,191.13
601-49400-121 PERA (EMPLOYER)	24,371.00	24,371.00	8,075.81	(16,295.19)	33.14	18,776.13
601-49400-122 FICA/MEDICARE (EMPLOYER)	26,356.00	26,356.00	8,053.76	(18,302.24)	30.56	19,739.08
601-49400-123 CENTRAL PENSION FUND CONTRIB	.00	.00	879.98	879.98	.00	1,320.00
601-49400-131 MEDICAL/DENTAL/LIFE (EMPLOYER)	58,965.00	58,965.00	25,448.17	(33,516.83)	43.16	49,946.40
601-49400-132 LONGEVITY PAY	13,679.00	13,679.00	.00	(13,679.00)	.00	.00
601-49400-133 INSUR DEDUCTIBLE CONTRIBUTION	4,600.00	4,600.00	577.15	(4,022.85)	12.55	2,456.90
601-49400-151 WORKERS' COMPENSATION PREMIU	11,255.00	11,255.00	1,307.59	(9,947.41)	11.62	3,767.07
601-49400-154 HRA/FLEX FEES	300.00	300.00	112.17	(187.83)	37.39	212.25
TOTAL PERSONAL SERVICES	450,792.00	450,792.00	152,132.28	(298,659.72)	33.75	361,842.81
<i>SUPPLIES</i>						
601-49400-200 WATER LAB SUPPLIES	2,000.00	2,000.00	152.59	(1,847.41)	7.63	1,422.91
601-49400-201 OFFICE SUPPLIES - ACCESSORIES	1,000.00	1,000.00	490.29	(509.71)	49.03	610.78
601-49400-204 STATIONARY, FORMS AND ENVELOPE	1,000.00	1,000.00	.00	(1,000.00)	.00	1,107.29
601-49400-210 MISCELLANEOUS OPER SUPPLIES	12,000.00	12,000.00	3,781.62	(8,218.38)	31.51	9,223.03
601-49400-212 GASOLINE/FUEL/LUB/ADDITIVES	7,000.00	7,000.00	2,420.76	(4,579.24)	34.58	5,528.98
601-49400-213 OPER SUPPLIES - PLANT EQUIP	500.00	500.00	87.00	(413.00)	17.40	177.21
601-49400-216 CHEMICALS & CHEMICAL PRODUCTS	55,000.00	55,000.00	22,601.77	(32,398.23)	41.09	51,316.51
601-49400-217 TESTING	2,000.00	2,000.00	666.00	(1,334.00)	33.30	1,793.50
601-49400-221 REPAIR & MAINT SUPP - VEH/EQ	3,000.00	3,000.00	624.64	(2,375.36)	20.82	1,019.79
601-49400-240 SMALL TOOLS AND MINOR EQUIP	6,000.00	6,000.00	2,037.50	(3,962.50)	33.96	5,421.16
601-49400-270 METERS AND REPAIRS	20,000.00	20,000.00	11,471.65	(8,528.35)	57.36	7,649.63
TOTAL SUPPLIES	109,500.00	109,500.00	44,333.82	(65,166.18)	40.49	85,270.79

CITY OF CAMBRIDGE
DETAIL EXPENDITURES WITH COMPARISON TO BUDGET
FOR THE 5 MONTHS ENDING MAY 31, 2021

FUND 601 - WATER UTILITY FUND

	ADOPTED BUDGET	AMENDED BUDGET	YTD ACTUAL	UNUSED/ UNEARNED	% OF BUDGET	PRIOR YR YTD ACTUAL
<i>OTHER SERVICES & CHARGES</i>						
601-49400-304 MISC PROFESSIONAL SERVICES	5,000.00	5,000.00	7,379.87	2,379.87	147.60	12,893.48
601-49400-306 GIS PROJECT CONTRACT EXP	18,000.00	18,000.00	11,010.00	(6,990.00)	61.17	16,806.05
601-49400-310 GOPHER STATE ONE CALL	1,100.00	1,100.00	385.45	(714.55)	35.04	1,061.80
601-49400-313 IT MGMT & BACKUP	3,800.00	3,800.00	2,437.00	(1,363.00)	64.13	5,330.40
601-49400-321 TELEPHONE/CELLULAR PHONES	8,000.00	8,000.00	2,015.56	(5,984.44)	25.19	5,689.40
601-49400-322 POSTAGE	5,000.00	5,000.00	2,000.00	(3,000.00)	40.00	6,277.45
601-49400-331 TRAVEL/MEALS/LODGING	2,000.00	2,000.00	.00	(2,000.00)	.00	.00
601-49400-334 MILEAGE REIMBURSEMENT	400.00	400.00	.00	(400.00)	.00	110.35
601-49400-340 ADVERTISING	1,200.00	1,200.00	303.95	(896.05)	25.33	1,618.50
601-49400-351 LEGAL NOTICES/ORD PUBLISHING	500.00	500.00	.00	(500.00)	.00	183.00
601-49400-360 INSURANCE AND BONDS	16,500.00	16,500.00	.00	(16,500.00)	.00	15,763.43
601-49400-381 ELECTRIC UTILITIES	90,000.00	90,000.00	28,686.41	(61,313.59)	31.87	100,227.42
601-49400-382 WATER/WASTEWATER UTILITIES	1,500.00	1,500.00	463.87	(1,036.13)	30.92	1,132.88
601-49400-383 GAS UTILITIES	7,000.00	7,000.00	3,161.68	(3,838.32)	45.17	4,561.34
601-49400-384 REFUSE HAULING	2,000.00	2,000.00	.00	(2,000.00)	.00	235.52
TOTAL OTHER SERVICES & CHARG	162,000.00	162,000.00	57,843.79	(104,156.21)	35.71	171,891.02
<i>MISCELLANEOUS</i>						
601-49400-404 REPAIR & MAINT LABOR - VEH/EQ	1,500.00	1,500.00	655.00	(845.00)	43.67	3,906.42
601-49400-406 REPAIR & MAINT - PLANT	25,000.00	25,000.00	3,486.94	(21,513.06)	13.95	11,961.79
601-49400-407 REPAIRS & MAINTENANCE - HYDR	10,000.00	10,000.00	1,089.32	(8,910.68)	10.89	17,104.09
601-49400-408 REPAIR & MAINT - WATER SYSTEM	10,000.00	10,000.00	646.25	(9,353.75)	6.46	4,654.68
601-49400-409 MAINT CONTRACTS - OFFICE EQUIP	500.00	500.00	.00	(500.00)	.00	429.00
601-49400-410 WELL PROTECTION PLAN	15,000.00	15,000.00	.00	(15,000.00)	.00	.00
601-49400-415 AUTOMATIC METER READ PROJECT	75,000.00	75,000.00	109,861.48	34,861.48	146.48	73,715.59
601-49400-420 DEPRECIATION	810,000.00	810,000.00	.00	(810,000.00)	.00	785,263.31
601-49400-430 MISCELLANEOUS	500.00	500.00	.00	(500.00)	.00	.00
601-49400-432 CREDIT CARD FEES	7,500.00	7,500.00	2,514.75	(4,985.25)	33.53	10,722.64
601-49400-433 DUES AND SUBSCRIPTIONS	1,000.00	1,000.00	750.25	(249.75)	75.03	1,097.20
601-49400-440 MEETINGS AND SCHOOLS	3,000.00	3,000.00	.00	(3,000.00)	.00	1,692.00
601-49400-441 DNR DEPARTMENT OF HEALTH FEE	4,000.00	4,000.00	3,298.39	(701.61)	82.46	.00
601-49400-489 OTHER CONTRACTED SERVICES	5,000.00	5,000.00	3,743.00	(1,257.00)	74.86	3,457.29
TOTAL MISCELLANEOUS	968,000.00	968,000.00	126,045.38	(841,954.62)	13.02	914,004.01
<i>DEBT SERVICE</i>						
601-49400-617 BOND DISCOUNT	.00	.00	.00	.00	.00	2,683.25
601-49400-619 INTEREST-WATER TREATMENT 2005	51,925.00	51,925.00	.00	(51,925.00)	.00	41,416.56
601-49400-620 FISCAL AGENT FEES	1,600.00	1,600.00	2,725.00	1,125.00	170.31	1,575.00
601-49400-621 BOND ISSUE COSTS	.00	.00	.00	.00	.00	5,177.36
601-49400-634 INTEREST EXP 2014 IMPROV	10,560.00	10,560.00	.00	(10,560.00)	.00	8,337.31
601-49400-635 INTEREST EXP 2015 BONDS	12,768.00	12,768.00	.00	(12,768.00)	.00	9,141.00
601-49400-636 INTEREST EXP 2016 WATER BONDS	12,944.00	12,944.00	.00	(12,944.00)	.00	10,125.58
601-49400-638 INTEREST EXPESE 2018 BONDS	14,075.00	14,075.00	.00	(14,075.00)	.00	14,110.64
601-49400-639 INTEREST EXP 2019 BONDS W TOWE	74,284.00	74,284.00	.00	(74,284.00)	.00	69,693.16
601-49400-640 INTEREST EXPENSE 2020 IMPROV	12,660.00	12,660.00	.00	(12,660.00)	.00	5,760.47
TOTAL DEBT SERVICE	190,816.00	190,816.00	2,725.00	(188,091.00)	1.43	168,020.33

CITY OF CAMBRIDGE
DETAIL EXPENDITURES WITH COMPARISON TO BUDGET
FOR THE 5 MONTHS ENDING MAY 31, 2021

FUND 601 - WATER UTILITY FUND

	ADOPTED BUDGET	AMENDED BUDGET	YTD ACTUAL	UNUSED/ UNEARNED	% OF BUDGET	PRIOR YR YTD ACTUAL
<i>TRANSFERS</i>						
601-49400-720 TRANSFERS OUT - OPER TRANSFER	25,000.00	25,000.00	.00	(25,000.00)	.00	25,000.00
<i>TOTAL TRANSFERS</i>	25,000.00	25,000.00	.00	(25,000.00)	.00	25,000.00
TOTAL EXPENSE 400	1,906,108.00	1,906,108.00	383,080.27	(1,523,027.73)	20.10	1,726,028.96

CITY OF CAMBRIDGE
DETAIL EXPENDITURES WITH COMPARISON TO BUDGET
FOR THE 5 MONTHS ENDING MAY 31, 2021

FUND 601 - WATER UTILITY FUND

	ADOPTED BUDGET	AMENDED BUDGET	YTD ACTUAL	UNUSED/ UNEARNED	% OF BUDGET	PRIOR YR YTD ACTUAL
TOTAL FUND EXPENDITURES	1,906,108.00	1,906,108.00	383,080.27			1,726,028.96
NET REVENUES OVER EXPENDITURE	142,137.00	142,137.00	365,304.09			425,508.13

CITY OF CAMBRIDGE
SUMMARY REVENUES / EXPENDITURES COMPARED TO BUDGET
FOR THE 5 MONTHS ENDING MAY 31, 2021

FUND 602 - WASTEWATER UTILITY FUND

	ADOPTED BUDGET	AMENDED BUDGET	YTD ACTUAL	UNUSED/ UNEARNED	% OF BUDGET	PRIOR YR YTD ACTUAL
REVENUE						
SA & INTEREST EARNINGS	50,800.00	50,800.00	78.04	50,721.96	.15	68,170.54
OPERATING REVENUE	2,325,000.00	2,325,000.00	1,132,871.02	1,192,128.98	48.73	2,589,688.27
OTHER FINANCING SOURCES	.00	.00	.00	.00	.00	10,180.33
TOTAL FUND REVENUE	2,375,800.00	2,375,800.00	1,132,949.06	1,242,850.94	47.69	2,668,039.14
EXPENDITURES						
WASTEWATER FUND EXPENDITURES						
EXPENSE 450	3,229,032.00	3,229,032.00	616,627.21	2,612,404.79	19.10	3,087,810.13
TOTAL WASTEWATER FUND EXPENDITURES	3,229,032.00	3,229,032.00	616,627.21	2,612,404.79	19.10	3,087,810.13
TOTAL FUND EXPENDITURES	3,229,032.00	3,229,032.00	616,627.21	2,612,404.79	19.10	3,087,810.13
NET REVENUE OVER EXPENDITURES	(853,232.00)	(853,232.00)	516,321.85	(1,369,553.85)		(419,770.99)

CITY OF CAMBRIDGE
DETAIL REVENUES WITH COMPARISON TO BUDGET
FOR THE 5 MONTHS ENDING MAY 31, 2021

FUND 602 - WASTEWATER UTILITY FUND

	ADOPTED BUDGET	AMENDED BUDGET	YTD ACTUAL	UNUSED/ UNEARNED	% OF BUDGET	PRIOR YR YTD ACTUAL
<u>SA & INTEREST EARNINGS</u>						
602-36102 SPEC ASSESSMENTS - INT/PEN	800.00	800.00	.00	800.00	.00	1,022.78
602-36210 INTEREST EARNINGS	50,000.00	50,000.00	78.04	49,921.96	.16	67,147.76
TOTAL SA & INTEREST EARNINGS	50,800.00	50,800.00	78.04	50,721.96	.15	68,170.54
<u>OPERATING REVENUE</u>						
602-37210 SEWER CHARGES - CITY	2,250,000.00	2,250,000.00	987,775.12	1,262,224.88	43.90	2,299,877.38
602-37250 SAC CHARGES	50,000.00	50,000.00	132,868.40	(82,868.40)	265.74	266,460.95
602-37260 PENALTIES	25,000.00	25,000.00	12,227.50	12,772.50	48.91	23,349.94
TOTAL OPERATING REVENUE	2,325,000.00	2,325,000.00	1,132,871.02	1,192,128.98	48.73	2,589,688.27
<u>OTHER FINANCING SOURCES</u>						
602-39700 CAPITAL CONTRIBUTIONS	.00	.00	.00	.00	.00	10,180.33
TOTAL OTHER FINANCING SOURCES	.00	.00	.00	.00	.00	10,180.33
TOTAL FUND REVENUE	2,375,800.00	2,375,800.00	1,132,949.06			2,668,039.14

CITY OF CAMBRIDGE
DETAIL EXPENDITURES WITH COMPARISON TO BUDGET
FOR THE 5 MONTHS ENDING MAY 31, 2021

FUND 602 - WASTEWATER UTILITY FUND

	ADOPTED BUDGET	AMENDED BUDGET	YTD ACTUAL	UNUSED/ UNEARNED	% OF BUDGET	PRIOR YR YTD ACTUAL
<i>PERSONAL SERVICES</i>						
602-49450-101 FULL-TIME EMPLOYEES - REGULAR	506,308.00	506,308.00	231,572.94	(274,735.06)	45.74	480,317.63
602-49450-102 FULL-TIME EMPLOYEES - OVERTIME	27,000.00	27,000.00	10,422.14	(16,577.86)	38.60	26,669.22
602-49450-104 TEMP/SEAS EMPLOYEES - REGULAR	8,307.00	8,307.00	268.60	(8,038.40)	3.23	7,857.77
602-49450-110 HOURS WORKED HOLIDAY	4,500.00	4,500.00	2,279.52	(2,220.48)	50.66	4,130.85
602-49450-115 CALL-IN PAY	3,000.00	3,000.00	1,970.71	(1,029.29)	65.69	2,385.97
602-49450-116 ON-CALL PAY	25,000.00	25,000.00	11,621.52	(13,378.48)	46.49	26,110.61
602-49450-121 PERA (EMPLOYER)	43,543.00	43,543.00	19,340.04	(24,202.96)	44.42	39,751.33
602-49450-122 FICA/MEDICARE (EMPLOYER)	46,547.00	46,547.00	19,118.92	(27,428.08)	41.07	39,958.14
602-49450-123 CENTRAL PENSION FUND CONTRIB	.00	.00	5,252.80	5,252.80	.00	7,160.00
602-49450-131 MEDICAL/DENTAL/LIFE (EMPLOYER)	116,303.00	116,303.00	61,706.76	(54,596.24)	53.06	109,920.25
602-49450-132 LONGEVITY PAY	14,761.00	14,761.00	.00	(14,761.00)	.00	.00
602-49450-133 INSURANCE DEDUCT CONTRIB	9,200.00	9,200.00	1,320.81	(7,879.19)	14.36	5,000.57
602-49450-151 WORKERS' COMPENSATION PREMIU	24,965.00	24,965.00	4,485.23	(20,479.77)	17.97	16,061.69
602-49450-154 HRA/FLEX FEES	550.00	550.00	290.44	(259.56)	52.81	502.45
TOTAL PERSONAL SERVICES	829,984.00	829,984.00	369,650.43	(460,333.57)	44.54	765,826.48
<i>SUPPLIES</i>						
602-49450-200 LAB SUPPLIES & REPLACEMENT	10,000.00	10,000.00	6,557.09	(3,442.91)	65.57	10,834.43
602-49450-201 OFFICE SUPPLIES - ACCESSORIES	1,500.00	1,500.00	731.09	(768.91)	48.74	1,138.79
602-49450-204 STATIONARY, FORMS AND ENVELOPE	2,000.00	2,000.00	.00	(2,000.00)	.00	1,107.29
602-49450-210 MISCELLANEOUS OPER SUPPLIES	7,500.00	7,500.00	3,792.05	(3,707.95)	50.56	6,852.62
602-49450-212 GASOLINE/FUEL/LUB/ADDITIVES	8,000.00	8,000.00	3,461.67	(4,538.33)	43.27	7,787.27
602-49450-213 OPER SUPPLIES - PLANT EQUIP	.00	.00	87.00	87.00	.00	177.21
602-49450-216 CHEMICALS & CHEMICAL PRODUCTS	100,000.00	100,000.00	51,556.42	(48,443.58)	51.56	89,142.53
602-49450-217 TESTING	9,000.00	9,000.00	3,040.25	(5,959.75)	33.78	8,754.00
602-49450-221 REPAIR & MAINT SUPP - VEH/EQ	6,000.00	6,000.00	3,603.41	(2,396.59)	60.06	7,443.98
602-49450-240 SMALL TOOLS & MINOR EQUIP	7,000.00	7,000.00	1,971.40	(5,028.60)	28.16	11,202.59
TOTAL SUPPLIES	151,000.00	151,000.00	74,800.38	(76,199.62)	49.54	144,440.71

CITY OF CAMBRIDGE
DETAIL EXPENDITURES WITH COMPARISON TO BUDGET
FOR THE 5 MONTHS ENDING MAY 31, 2021

FUND 602 - WASTEWATER UTILITY FUND

	ADOPTED BUDGET	AMENDED BUDGET	YTD ACTUAL	UNUSED/ UNEARNED	% OF BUDGET	PRIOR YR YTD ACTUAL
<i>OTHER SERVICES & CHARGES</i>						
602-49450-304 MISC PROFESSIONAL SERVICES	5,000.00	5,000.00	1,017.57	(3,982.43)	20.35	2,280.01
602-49450-306 GIS PROJECT CONTRACT EXP	18,000.00	18,000.00	11,010.00	(6,990.00)	61.17	16,806.05
602-49450-310 GOPHER STATE ONE CALL	1,100.00	1,100.00	385.45	(714.55)	35.04	1,061.80
602-49450-313 IT MGMT & BACKUP	6,500.00	6,500.00	2,437.00	(4,063.00)	37.49	5,330.40
602-49450-321 TELEPHONE/CELLULAR PHONES	5,000.00	5,000.00	3,414.67	(1,585.33)	68.29	8,239.33
602-49450-322 POSTAGE	5,000.00	5,000.00	2,023.20	(2,976.80)	40.46	6,323.25
602-49450-331 TRAVEL/MEALS/LODGING	2,500.00	2,500.00	.00	(2,500.00)	.00	313.84
602-49450-334 MILEAGE REIMBURSEMENT	300.00	300.00	.00	(300.00)	.00	110.35
602-49450-340 ADVERTISING	400.00	400.00	.00	(400.00)	.00	.00
602-49450-360 INSURANCE AND BONDS	38,000.00	38,000.00	.00	(38,000.00)	.00	39,471.90
602-49450-381 ELECTRIC UTILITIES	125,000.00	125,000.00	42,735.00	(82,265.00)	34.19	133,644.00
602-49450-382 WATER/WASTEWATER UTILITIES	1,800.00	1,800.00	607.03	(1,192.97)	33.72	1,415.08
602-49450-383 GAS UTILITIES	25,000.00	25,000.00	15,062.00	(9,938.00)	60.25	21,335.55
602-49450-384 REFUSE HAULING	1,800.00	1,800.00	1,319.35	(480.65)	73.30	3,435.51
602-49450-385 POWER - LIFT STATIONS	18,000.00	18,000.00	5,438.35	(12,561.65)	30.21	15,026.00
TOTAL OTHER SERVICES & CHARG	253,400.00	253,400.00	85,449.62	(167,950.38)	33.72	254,793.07
<i>MISCELLANEOUS</i>						
602-49450-402 REPAIR & MAINT - SAN SEWER	12,000.00	12,000.00	1,667.60	(10,332.40)	13.90	4,917.25
602-49450-404 REPAIR & MAINT LABOR - VEH/EQ	5,000.00	5,000.00	4,711.10	(288.90)	94.22	11,250.71
602-49450-406 REPAIR & MAINT - PLANT	40,000.00	40,000.00	21,820.04	(18,179.96)	54.55	29,713.96
602-49450-407 REPAIR & MAINT - LIFT STATIONS	10,000.00	10,000.00	.00	(10,000.00)	.00	392.51
602-49450-408 REPAIRS & MAINTENANCE - SEWER	.00	.00	284.85	284.85	.00	2,637.76
602-49450-409 MAINT CONTRACTS - OFFICE EQUIP	1,400.00	1,400.00	.00	(1,400.00)	.00	1,286.95
602-49450-420 DEPRECIATION	1,600,000.00	1,600,000.00	.00	(1,600,000.00)	.00	1,574,901.38
602-49450-430 MISCELLANEOUS	1,000.00	1,000.00	.00	(1,000.00)	.00	.00
602-49450-433 DUES AND SUBSCRIPTIONS	5,000.00	5,000.00	354.25	(4,645.75)	7.09	3,310.40
602-49450-440 MEETINGS AND SCHOOLS	4,000.00	4,000.00	830.96	(3,169.04)	20.77	2,045.00
602-49450-441 MPCA FEES	20,000.00	20,000.00	8,229.98	(11,770.02)	41.15	10,964.85
602-49450-489 OTHER CONTRACTED SERVICES	110,000.00	110,000.00	48,453.00	(61,547.00)	44.05	92,540.11
TOTAL MISCELLANEOUS	1,808,400.00	1,808,400.00	86,351.78	(1,722,048.22)	4.78	1,733,960.88
<i>DEBT SERVICE</i>						
602-49450-610 2013 WWTP REHAB INTEREST EXP	73,729.00	73,729.00	.00	(73,729.00)	.00	79,670.44
602-49450-617 BOND DISCOUNT	.00	.00	.00	.00	.00	2,742.22
602-49450-620 FISCAL AGENT FEES	1,200.00	1,200.00	375.00	(825.00)	31.25	1,100.00
602-49450-621 BOND ISSUE COSTS	.00	.00	.00	.00	.00	5,291.15
602-49450-634 INTEREST EXP 2014 IMPROV	4,779.00	4,779.00	.00	(4,779.00)	.00	3,762.18
602-49450-635 INTEREST EXP 2015 BOND EXP	5,745.00	5,745.00	.00	(5,745.00)	.00	4,113.33
602-49450-636 INTEREST EXP 2016 SEWER BONDS	7,885.00	7,885.00	.00	(7,885.00)	.00	6,170.04
602-49450-638 INTEREST EXPESE 2018 BONDS	5,000.00	5,000.00	.00	(5,000.00)	.00	5,069.10
602-49450-640 INTEREST EXPENSE 2020 IMP BOND	12,910.00	12,910.00	.00	(12,910.00)	.00	5,870.53
TOTAL DEBT SERVICE	111,248.00	111,248.00	375.00	(110,873.00)	.34	113,788.99

CITY OF CAMBRIDGE
DETAIL EXPENDITURES WITH COMPARISON TO BUDGET
FOR THE 5 MONTHS ENDING MAY 31, 2021

FUND 602 - WASTEWATER UTILITY FUND

	ADOPTED BUDGET	AMENDED BUDGET	YTD ACTUAL	UNUSED/ UNEARNED	% OF BUDGET	PRIOR YR YTD ACTUAL
<i>TRANSFERS</i>						
602-49450-720 TRANSFERS OUT - OPER TRANSFER	75,000.00	75,000.00	.00	(75,000.00)	.00	75,000.00
<i>TOTAL TRANSFERS</i>	75,000.00	75,000.00	.00	(75,000.00)	.00	75,000.00
TOTAL EXPENSE 450	3,229,032.00	3,229,032.00	616,627.21	(2,612,404.79)	19.10	3,087,810.13

CITY OF CAMBRIDGE
DETAIL EXPENDITURES WITH COMPARISON TO BUDGET
FOR THE 5 MONTHS ENDING MAY 31, 2021

FUND 602 - WASTEWATER UTILITY FUND

	ADOPTED BUDGET	AMENDED BUDGET	YTD ACTUAL	UNUSED/ UNEARNED	% OF BUDGET	PRIOR YR YTD ACTUAL
TOTAL FUND EXPENDITURES	3,229,032.00	3,229,032.00	616,627.21			3,087,810.13
NET REVENUES OVER EXPENDITURE	(853,232.00)	(853,232.00)	516,321.85			(419,770.99)

CITY OF CAMBRIDGE
SUMMARY REVENUES / EXPENDITURES COMPARED TO BUDGET
FOR THE 5 MONTHS ENDING MAY 31, 2021

FUND 603 - STORM WATER UTILITY FUND

	ADOPTED BUDGET	AMENDED BUDGET	YTD ACTUAL	UNUSED/ UNEARNED	% OF BUDGET	PRIOR YR YTD ACTUAL
REVENUE						
SA & INTEREST EARNINGS	4,000.00	4,000.00	.00	4,000.00	.00	12,933.73
OPERATING REVENUES	376,774.00	376,774.00	163,502.57	213,271.43	43.40	371,123.29
TOTAL FUND REVENUE	380,774.00	380,774.00	163,502.57	217,271.43	42.94	384,057.02
EXPENDITURES						
STORM SEWER FUND EXPENDITURES						
EXPENSE 500	547,475.00	547,475.00	5,915.59	541,559.41	1.08	493,138.69
TOTAL STORM SEWER FUND EXPENDITURE	547,475.00	547,475.00	5,915.59	541,559.41	1.08	493,138.69
TOTAL FUND EXPENDITURES	547,475.00	547,475.00	5,915.59	541,559.41	1.08	493,138.69
NET REVENUE OVER EXPENDITURES	(166,701.00)	(166,701.00)	157,586.98	(324,287.98)		(109,081.67)

CITY OF CAMBRIDGE
DETAIL REVENUES WITH COMPARISON TO BUDGET
FOR THE 5 MONTHS ENDING MAY 31, 2021

FUND 603 - STORM WATER UTILITY FUND

	ADOPTED BUDGET	AMENDED BUDGET	YTD ACTUAL	UNUSED/ UNEARNED	% OF BUDGET	PRIOR YR YTD ACTUAL
<u>SA & INTEREST EARNINGS</u>						
603-36210 INTEREST EARNINGS	4,000.00	4,000.00	.00	4,000.00	.00	12,933.73
TOTAL SA & INTEREST EARNINGS	4,000.00	4,000.00	.00	4,000.00	.00	12,933.73
<u>OPERATING REVENUES</u>						
603-37310 STORM WATER CHARGES	372,774.00	372,774.00	160,858.41	211,915.59	43.15	366,560.65
603-37360 PENALTIES	4,000.00	4,000.00	2,644.16	1,355.84	66.10	4,562.64
TOTAL OPERATING REVENUES	376,774.00	376,774.00	163,502.57	213,271.43	43.40	371,123.29
TOTAL FUND REVENUE	380,774.00	380,774.00	163,502.57			384,057.02

CITY OF CAMBRIDGE
DETAIL EXPENDITURES WITH COMPARISON TO BUDGET
FOR THE 5 MONTHS ENDING MAY 31, 2021

FUND 603 - STORM WATER UTILITY FUND

	ADOPTED BUDGET	AMENDED BUDGET	YTD ACTUAL	UNUSED/ UNEARNED	% OF BUDGET	PRIOR YR YTD ACTUAL
EXPENSE 500						
<i>OTHER SERVICES & CHARGES</i>						
603-49500-304 MISC PROFESSIONAL SERVICES	5,000.00	5,000.00	640.00	(4,360.00)	12.80	640.00
603-49500-352 GEN INFO & PUBLIC NOTICES	100.00	100.00	.00	(100.00)	.00	17.00
TOTAL OTHER SERVICES & CHARG	5,100.00	5,100.00	640.00	(4,460.00)	12.55	657.00
<i>MISCELLANEOUS</i>						
603-49500-403 REPAIRS & MAINT - STORM SEWER	30,000.00	30,000.00	4,475.59	(25,524.41)	14.92	14,922.49
603-49500-420 DEPRECIATION	445,000.00	445,000.00	.00	(445,000.00)	.00	414,476.01
603-49500-430 MISCELLANEOUS	1,000.00	1,000.00	800.00	(200.00)	80.00	1,761.29
603-49500-440 SCHOOLS AND MEETINGS	3,000.00	3,000.00	.00	(3,000.00)	.00	595.00
TOTAL MISCELLANEOUS	479,000.00	479,000.00	5,275.59	(473,724.41)	1.10	431,754.79
<i>DEBT SERVICE</i>						
603-49500-617 BOND DISCOUNT	.00	.00	.00	.00	.00	5,395.98
603-49500-621 BOND ISSUE COSTS	.00	.00	.00	.00	.00	10,411.61
603-49500-634 INTEREST EXP 2014 STORM IMPROV	5,370.00	5,370.00	.00	(5,370.00)	.00	4,222.46
603-49500-635 INTEREST EXP 2015 BONDS	6,476.00	6,476.00	.00	(6,476.00)	.00	4,636.34
603-49500-636 INTEREST EXP 2016 STORM BONDS	7,498.00	7,498.00	.00	(7,498.00)	.00	5,867.65
603-49500-638 INTEREST EXPESE 2018 BONDS	18,613.00	18,613.00	.00	(18,613.00)	.00	18,631.58
603-49500-640 INTEREST EXPENSE 2020 IMP BOND	25,418.00	25,418.00	.00	(25,418.00)	.00	11,561.28
TOTAL DEBT SERVICE	63,375.00	63,375.00	.00	(63,375.00)	.00	60,726.90
TOTAL EXPENSE 500	547,475.00	547,475.00	5,915.59	(541,559.41)	1.08	493,138.69

CITY OF CAMBRIDGE
DETAIL EXPENDITURES WITH COMPARISON TO BUDGET
FOR THE 5 MONTHS ENDING MAY 31, 2021

FUND 603 - STORM WATER UTILITY FUND

	ADOPTED BUDGET	AMENDED BUDGET	YTD ACTUAL	UNUSED/ UNEARNED	% OF BUDGET	PRIOR YR YTD ACTUAL
TOTAL FUND EXPENDITURES	547,475.00	547,475.00	5,915.59			493,138.69
NET REVENUES OVER EXPENDITURE	(166,701.00)	(166,701.00)	157,586.98			(109,081.67)

CITY OF CAMBRIDGE
SUMMARY REVENUES / EXPENDITURES COMPARED TO BUDGET
FOR THE 5 MONTHS ENDING MAY 31, 2021

FUND 604 - STREET LIGHT UTILITY

	ADOPTED BUDGET	AMENDED BUDGET	YTD ACTUAL	UNUSED/ UNEARNED	% OF BUDGET	PRIOR YR YTD ACTUAL
REVENUE						
SOURCE 36	.00	.00	.00	.00	.00	736.29
OPERATING REVENUES	225,482.00	225,482.00	99,504.60	125,977.40	44.13	227,434.67
TOTAL FUND REVENUE	225,482.00	225,482.00	99,504.60	125,977.40	44.13	228,170.96
EXPENDITURES						
STREET LIGHT UTILITY EXP EXPENSE 550	215,482.00	215,482.00	69,032.20	146,449.80	32.04	187,299.75
TOTAL STREET LIGHT UTILITY EXP	215,482.00	215,482.00	69,032.20	146,449.80	32.04	187,299.75
TOTAL FUND EXPENDITURES	215,482.00	215,482.00	69,032.20	146,449.80	32.04	187,299.75
NET REVENUE OVER EXPENDITURES	10,000.00	10,000.00	30,472.40	(20,472.40)		40,871.21

CITY OF CAMBRIDGE
DETAIL REVENUES WITH COMPARISON TO BUDGET
FOR THE 5 MONTHS ENDING MAY 31, 2021

FUND 604 - STREET LIGHT UTILITY

	ADOPTED BUDGET	AMENDED BUDGET	YTD ACTUAL	UNUSED/ UNEARNED	% OF BUDGET	PRIOR YR YTD ACTUAL
604-36210 INTEREST EARNINGS	.00	.00	.00	.00	.00	736.29
TOTAL SOURCE 36	.00	.00	.00	.00	.00	736.29
<u>OPERATING REVENUES</u>						
604-37360 PENALTIES	3,000.00	3,000.00	1,754.60	1,245.40	58.49	3,120.41
604-37410 STREET LIGHT UTILITY FEES	222,482.00	222,482.00	97,750.00	124,732.00	43.94	224,314.26
TOTAL OPERATING REVENUES	225,482.00	225,482.00	99,504.60	125,977.40	44.13	227,434.67
TOTAL FUND REVENUE	225,482.00	225,482.00	99,504.60			228,170.96

CITY OF CAMBRIDGE
DETAIL EXPENDITURES WITH COMPARISON TO BUDGET
FOR THE 5 MONTHS ENDING MAY 31, 2021

FUND 604 - STREET LIGHT UTILITY

	ADOPTED BUDGET	AMENDED BUDGET	YTD ACTUAL	UNUSED/ UNEARNED	% OF BUDGET	PRIOR YR YTD ACTUAL
<i>OTHER SERVICES & CHARGES</i>						
604-49550-381 STREET LIGHT ELECTRIC	180,000.00	180,000.00	58,117.82	(121,882.18)	32.29	167,126.66
<i>TOTAL OTHER SERVICES & CHARG</i>	180,000.00	180,000.00	58,117.82	(121,882.18)	32.29	167,126.66
<i>MISCELLANEOUS</i>						
604-49550-402 STREET LIGHT AND SIGNAL REPAIR	35,482.00	35,482.00	10,914.38	(24,567.62)	30.76	20,173.09
<i>TOTAL MISCELLANEOUS</i>	35,482.00	35,482.00	10,914.38	(24,567.62)	30.76	20,173.09
TOTAL EXPENSE 550	215,482.00	215,482.00	69,032.20	(146,449.80)	32.04	187,299.75

CITY OF CAMBRIDGE
DETAIL EXPENDITURES WITH COMPARISON TO BUDGET
FOR THE 5 MONTHS ENDING MAY 31, 2021

FUND 604 - STREET LIGHT UTILITY

	ADOPTED BUDGET	AMENDED BUDGET	YTD ACTUAL	UNUSED/ UNEARNED	% OF BUDGET	PRIOR YR YTD ACTUAL
TOTAL FUND EXPENDITURES	215,482.00	215,482.00	69,032.20			187,299.75
NET REVENUES OVER EXPENDITURE	10,000.00	10,000.00	30,472.40			40,871.21

CITY OF CAMBRIDGE
SUMMARY REVENUES / EXPENDITURES COMPARED TO BUDGET
FOR THE 5 MONTHS ENDING MAY 31, 2021

FUND 610 - LIQUOR STORE FUND

	ADOPTED BUDGET	AMENDED BUDGET	YTD ACTUAL	UNUSED/ UNEARNED	% OF BUDGET	PRIOR YR YTD ACTUAL
REVENUE						
INTEREST & LOTTERY SALES	84,899.00	84,899.00	47,383.13	37,515.87	55.81	110,565.04
OPERATING REVENUES	5,902,800.00	5,902,800.00	2,523,745.41	3,379,054.59	42.76	6,810,622.37
TOTAL FUND REVENUE	5,987,699.00	5,987,699.00	2,571,128.54	3,416,570.46	42.94	6,921,187.41
EXPENDITURES						
LIQUOR STORE EXPENDITURES						
LIQUOR STORE	5,987,699.00	5,987,699.00	2,306,107.71	3,681,591.29	38.51	6,917,686.60
TOTAL LIQUOR STORE EXPENDITURES	5,987,699.00	5,987,699.00	2,306,107.71	3,681,591.29	38.51	6,917,686.60
TOTAL FUND EXPENDITURES	5,987,699.00	5,987,699.00	2,306,107.71	3,681,591.29	38.51	6,917,686.60
NET REVENUE OVER EXPENDITURES	.00	.00	265,020.83	(265,020.83)		3,500.81

CITY OF CAMBRIDGE
DETAIL REVENUES WITH COMPARISON TO BUDGET
FOR THE 5 MONTHS ENDING MAY 31, 2021

FUND 610 - LIQUOR STORE FUND

	ADOPTED BUDGET	AMENDED BUDGET	YTD ACTUAL	UNUSED/ UNEARNED	% OF BUDGET	PRIOR YR YTD ACTUAL
<u>INTEREST & LOTTERY SALES</u>						
610-36200 MISCELLANEOUS REVENUES	240.00	240.00	162.00	78.00	67.50	1,068.03
610-36210 INTEREST EARNINGS	2,659.00	2,659.00	.00	2,659.00	.00	10,413.58
610-36220 LOTTERY SALES	82,000.00	82,000.00	47,221.13	34,778.87	57.59	99,083.43
TOTAL INTEREST & LOTTERY SALES	84,899.00	84,899.00	47,383.13	37,515.87	55.81	110,565.04
<u>OPERATING REVENUES</u>						
610-37811 SALES - LIQUOR	2,015,000.00	2,015,000.00	906,993.19	1,108,006.81	45.01	2,365,567.87
610-37812 SALES - BEER	2,670,000.00	2,670,000.00	1,116,924.65	1,553,075.35	41.83	3,066,077.78
610-37813 SALES - WINE	910,000.00	910,000.00	366,078.95	543,921.05	40.23	1,014,097.97
610-37815 SALES - NON-TAXABLE	170,000.00	170,000.00	71,554.43	98,445.57	42.09	193,985.81
610-37816 SALES - TAXABLE	145,000.00	145,000.00	64,204.64	80,795.36	44.28	176,279.99
610-37830 DISCOUNTS, DEPOSITS & RETURNS	(6,000.00)	(6,000.00)	(1,885.60)	(4,114.40)	(31.43)	(4,546.50)
610-37840 CASH OVER AND SHORT	(1,200.00)	(1,200.00)	(124.85)	(1,075.15)	(10.40)	(840.55)
TOTAL OPERATING REVENUES	5,902,800.00	5,902,800.00	2,523,745.41	3,379,054.59	42.76	6,810,622.37
TOTAL FUND REVENUE	5,987,699.00	5,987,699.00	2,571,128.54			6,921,187.41

CITY OF CAMBRIDGE
DETAIL EXPENDITURES WITH COMPARISON TO BUDGET
FOR THE 5 MONTHS ENDING MAY 31, 2021

FUND 610 - LIQUOR STORE FUND

	ADOPTED BUDGET	AMENDED BUDGET	YTD ACTUAL	UNUSED/ UNEARNED	% OF BUDGET	PRIOR YR YTD ACTUAL
LIQUOR STORE						
<i>PERSONAL SERVICES</i>						
610-49750-101 FULL-TIME EMPLOYEES - REGULAR	249,663.00	249,663.00	111,370.81	(138,292.19)	44.61	298,740.17
610-49750-102 FULL-TIME EMPLOYEES - OVERTIME	8,138.00	8,138.00	4,213.26	(3,924.74)	51.77	3,282.30
610-49750-103 PART-TIME EMPLOYEES - REGULAR	176,000.00	176,000.00	56,134.47	(119,865.53)	31.89	135,081.34
610-49750-106 PART-TIME EMPLOYEES - OVERTIME	1,200.00	1,200.00	.00	(1,200.00)	.00	478.80
610-49750-110 HOURS WORKED HOLIDAY	10,000.00	10,000.00	4,808.51	(5,191.49)	48.09	9,110.87
610-49750-121 PERA (EMPLOYER)	34,322.00	34,322.00	12,648.71	(21,673.29)	36.85	31,748.13
610-49750-122 FICA/MEDICARE (EMPLOYER)	35,009.00	35,009.00	13,252.92	(21,756.08)	37.86	31,938.56
610-49750-131 MEDICAL/DENTAL/LIFE (EMPLOYER)	69,130.00	69,130.00	33,743.80	(35,386.20)	48.81	74,972.48
610-49750-132 LONGEVITY PAY	12,632.00	12,632.00	.00	(12,632.00)	.00	.00
610-49750-133 INSURANCE DEDUCTIBLE CONTRIB	4,800.00	4,800.00	788.06	(4,011.94)	16.42	3,600.00
610-49750-151 WORKERS' COMPENSATION PREMIU	27,530.00	27,530.00	2,958.22	(24,571.78)	10.75	11,590.17
610-49750-153 UNEMPLOYMENT COMPENSATION	250.00	250.00	.00	(250.00)	.00	104.30
610-49750-154 HRA/FLEX FEES	325.00	325.00	142.00	(183.00)	43.69	307.55
TOTAL PERSONAL SERVICES	628,999.00	628,999.00	240,060.76	(388,938.24)	38.17	600,954.67
<i>SUPPLIES</i>						
610-49750-201 OFFICE SUPPLIES - ACCESSORIES	3,000.00	3,000.00	1,267.89	(1,732.11)	42.26	1,600.10
610-49750-210 MISCELLANEOUS OPER SUPPLIES	18,000.00	18,000.00	5,900.09	(12,099.91)	32.78	17,163.00
610-49750-220 MAINTENANCE & REPAIR SUPPLIES	30,000.00	30,000.00	23,989.44	(6,010.56)	79.96	25,270.07
610-49750-240 SMALL TOOLS AND MINOR EQUIPME	3,000.00	3,000.00	.00	(3,000.00)	.00	6,615.83
610-49750-251 PURCHASES - LIQUOR	1,470,000.00	1,470,000.00	658,123.99	(811,876.01)	44.77	1,720,962.03
610-49750-252 PURCHASES - BEER	2,080,000.00	2,080,000.00	855,426.96	(1,224,573.04)	41.13	2,373,589.59
610-49750-253 PURCHASES WINE	650,000.00	650,000.00	254,973.45	(395,026.55)	39.23	701,243.12
610-49750-259 PURCHASES - MISCELLANEOUS	260,000.00	260,000.00	110,863.27	(149,136.73)	42.64	297,046.29
610-49750-260 FREIGHT & DRAY	38,000.00	38,000.00	16,708.58	(21,291.42)	43.97	41,081.03
TOTAL SUPPLIES	4,552,000.00	4,552,000.00	1,927,253.67	(2,624,746.33)	42.34	5,184,571.06
<i>OTHER SERVICES & CHARGES</i>						
610-49750-304 MISC PROFESSIONAL SERVICES	2,500.00	2,500.00	.00	(2,500.00)	.00	1,245.00
610-49750-313 IT MGMT & BACKUP	3,800.00	3,800.00	2,437.00	(1,363.00)	64.13	5,330.40
610-49750-321 TELEPHONE/CELLULAR PHONES	9,500.00	9,500.00	2,673.52	(6,826.48)	28.14	7,639.72
610-49750-331 TRAVEL/MEALS/LODGING	200.00	200.00	.00	(200.00)	.00	.00
610-49750-334 MILEAGE REIMBURSEMENT	500.00	500.00	.00	(500.00)	.00	.00
610-49750-340 ADVERTISING	41,000.00	41,000.00	11,375.33	(29,624.67)	27.74	38,971.14
610-49750-341 WINE TASTING EVENT COSTS	3,200.00	3,200.00	.00	(3,200.00)	.00	.00
610-49750-360 INSURANCE AND BONDS	15,000.00	15,000.00	.00	(15,000.00)	.00	14,276.22
610-49750-381 ELECTRIC UTILITIES	26,500.00	26,500.00	7,463.93	(19,036.07)	28.17	22,369.85
610-49750-382 WATER/WASTEWATER UTILITIES	1,250.00	1,250.00	591.28	(658.72)	47.30	1,093.74
610-49750-383 GAS UTILITIES	1,800.00	1,800.00	1,560.62	(239.38)	86.70	1,468.82
610-49750-384 REFUSE HAULING	6,000.00	6,000.00	2,193.71	(3,806.29)	36.56	5,188.91
TOTAL OTHER SERVICES & CHARG	111,250.00	111,250.00	28,295.39	(82,954.61)	25.43	97,583.80

CITY OF CAMBRIDGE
DETAIL EXPENDITURES WITH COMPARISON TO BUDGET
FOR THE 5 MONTHS ENDING MAY 31, 2021

FUND 610 - LIQUOR STORE FUND

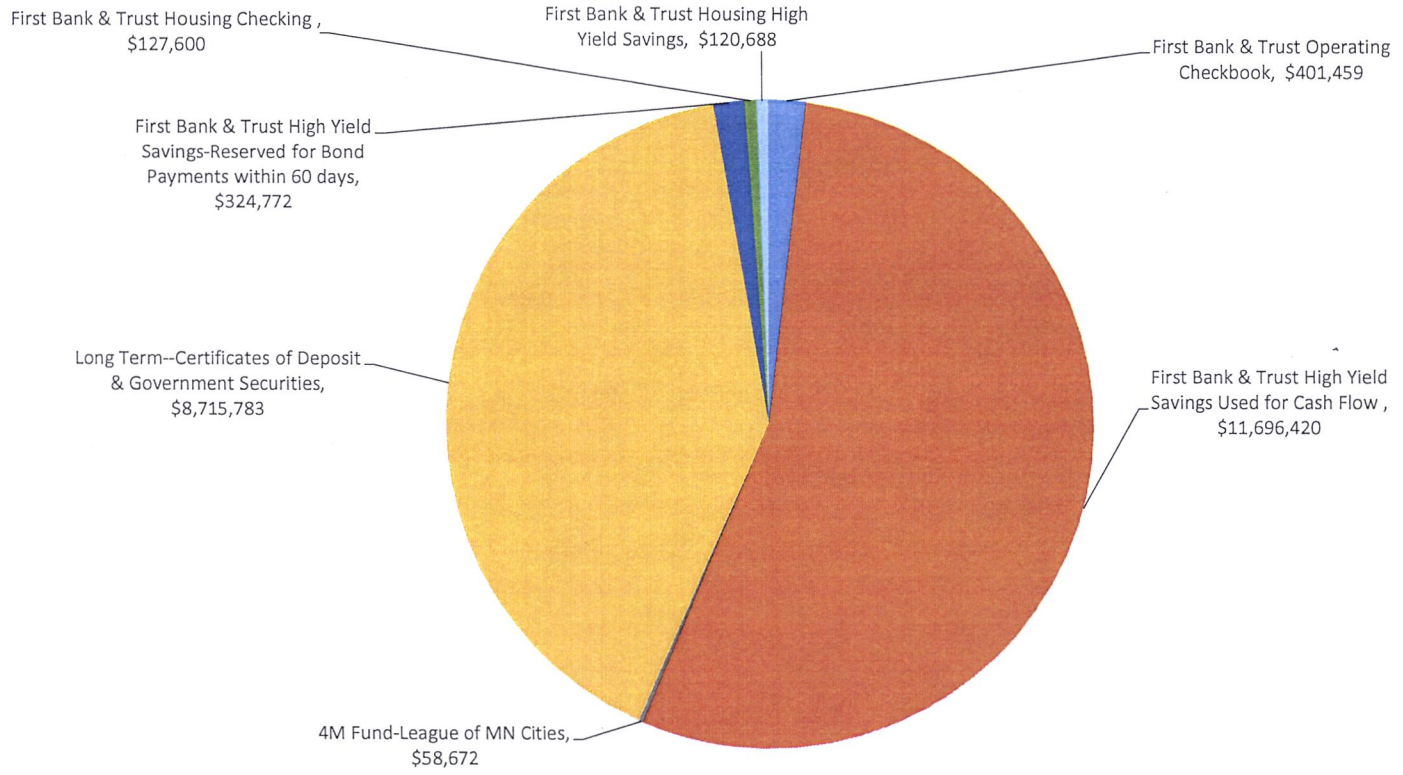
	ADOPTED BUDGET	AMENDED BUDGET	YTD ACTUAL	UNUSED/ UNEARNED	% OF BUDGET	PRIOR YR YTD ACTUAL
<i>MISCELLANEOUS</i>						
610-49750-405 JANITOR SERVICES	6,000.00	6,000.00	2,972.64	(3,027.36)	49.54	5,298.33
610-49750-420 DEPRECIATION	62,000.00	62,000.00	.00	(62,000.00)	.00	61,297.65
610-49750-430 FISCAL/BANK/MISCELLANEOUS CHG	135,000.00	135,000.00	60,326.22	(74,673.78)	44.69	150,745.87
610-49750-433 DUES AND SUBSCRIPTIONS	4,200.00	4,200.00	.00	(4,200.00)	.00	4,122.00
610-49750-440 MEETINGS AND SCHOOLS	3,000.00	3,000.00	.00	(3,000.00)	.00	440.00
610-49750-453 TAXES AND LICENSES	250.00	250.00	.00	(250.00)	.00	220.00
610-49750-461 LOTTERY SWEEP	50,000.00	50,000.00	24,971.69	(25,028.31)	49.94	46,107.13
610-49750-475 LOTTERY PAID OUT	30,000.00	30,000.00	20,122.00	(9,878.00)	67.07	45,200.05
610-49750-489 CONTRACT MAINTENANCE	5,000.00	5,000.00	2,105.34	(2,894.66)	42.11	6,146.04
<i>TOTAL MISCELLANEOUS</i>	<u>295,450.00</u>	<u>295,450.00</u>	<u>110,497.89</u>	<u>(184,952.11)</u>	<u>37.40</u>	<u>319,577.07</u>
<i>TRANSFERS</i>						
610-49750-720 TRANSFERS OUT - OPER TRANSFER	400,000.00	400,000.00	.00	(400,000.00)	.00	715,000.00
<i>TOTAL TRANSFERS</i>	<u>400,000.00</u>	<u>400,000.00</u>	<u>.00</u>	<u>(400,000.00)</u>	<u>.00</u>	<u>715,000.00</u>
TOTAL LIQUOR STORE	<u><u>5,987,699.00</u></u>	<u><u>5,987,699.00</u></u>	<u><u>2,306,107.71</u></u>	<u><u>(3,681,591.29)</u></u>	<u><u>38.51</u></u>	<u><u>6,917,686.60</u></u>

CITY OF CAMBRIDGE
DETAIL EXPENDITURES WITH COMPARISON TO BUDGET
FOR THE 5 MONTHS ENDING MAY 31, 2021

FUND 610 - LIQUOR STORE FUND

	ADOPTED BUDGET	AMENDED BUDGET	YTD ACTUAL	UNUSED/ UNEARNED	% OF BUDGET	PRIOR YR YTD ACTUAL
TOTAL FUND EXPENDITURES	5,987,699.00	5,987,699.00	2,306,107.71			6,917,686.60
NET REVENUES OVER EXPENDITURE	.00	.00	265,020.83			3,500.81

City of Cambridge Cash & Investment Summary 5-31-2021



City of Cambridge		
General Fund Park Expenses		
on Park Specific Basis		
Name of Park		Costs 1/1/2021-5/31/2021
City Park		\$14,901.75
Ice Rink		\$62,832.06
Sandquist Park		\$29,371.55
Central Greens		\$5,161.46
Brown Park		\$1,515.06
Peterson Park		\$3,538.93
Pioneer Park		\$3,475.66
Water Tower Park		\$1,384.06
Preserve Park		
Dog Park		\$3,395.77
Honeysuckle Park		\$1,196.79
Parkwood Park		\$3,920.17
Veteran's Park		
Not Location Specific Expense		\$13,908.89
Total		\$144,602.15
Difference		\$0.00
Total Per General Ledger		\$144,602.15
Notes:		
Generally, salaries are allocated to each park based on a time estimate received from our Public Works Director. During the year, as the seasons change, the allocations change to reflect current park activity.		
Not location specific expenses includes things that would be too difficult to allocate to a specific park like park liability insurance, gas for park vehicles, small tools, vehicle repairs, and park commission expense.		