

**Cambridge Economic Development Authority (EDA)  
Regular Meeting Minutes  
August 4, 2014**

Pursuant to due call and notice thereof, a regular meeting of the Cambridge Economic Development Authority (EDA) was held on Monday, August 4, 2014 at Cambridge City Center, 300 3<sup>rd</sup> Ave NE, Cambridge, Minnesota, 55008.

Members Present: President Lisa Iverson, Vice President Chris Caulk (arrived 5:11) and EDA members Howard Lewis, and Marlys Palmer

Members Absent: EDA Member Corey Bustron

Others Present: Executive Director Lynda Woulfe, Economic Development Director Stan Gustafson, and Finance Director Caroline Moe

**Call to Order**

President Iverson called the meeting to order at 5:09 pm.

**Approval of Agenda**

Lewis moved, seconded by Palmer, to approve the agenda as presented. Motion carried 3/0.

**Consent Agenda**

Lewis moved, seconded by Palmer, to approve the consent agenda item A - H as presented:

- A. Approve July 21, 2014 EDA Special Meeting minutes
- B. Approve Housing Division Bills – Check #16696-16697 and ACH payments, totaling \$57,599
- C. Approve EDA Bills – Check #96920 to #97187, totaling \$28,650.21
- D. Approve Draft Financial Statements
- E. Approve one year lease with the Cambridge Chamber of Commerce
- F. Approve Housing Supervisor Report
- G. Approve Request to Replace Washing Machines at Bridge Park and to allow staff to dispose of surplus property

Upon call of the roll, Palmer, Lewis, and Iverson voted aye, no nays. Motion passed 3/0.

**New Business**

***Approve Contract for Services with Berens Sealcoating and Striping for Sealcoating, Crack Sealing and Re-Striping of City Hall and City Owned Portion of City Center Mall***

Gustafson stated Steve Wegwerth, Public Works Director, has been soliciting bids to have the City Hall and City owned parking area improved around the City Center Mall. Gustafson reviewed bids received.

Gustafson stated the seal coated areas will be staked and flagged and the contractor is recommending 24 hours dry time for traffic. Gustafson stated the project is a planned improvement and noted the budget has the necessary funds available.

Gustafson reported staff is working on other owners attached to City Center Mall to utilize the same contractor and upgrade their parking areas as well.

Palmer asked if City staff is able to perform the work. Woulfe stated the City does not have the proper equipment to perform the work. Palmer stated she felt staff should look into what the cost would be to purchase equipment that can be used in the future. Gustafson stated typically this type of work is performed in conjunction with current street projects. Palmer asked if Lindberg has been approached to see if they are interested in upgrading their parking lot. Gustafson stated staff hasn't approached them for this project but they could approach other owners in the immediate area in the future.

Palmer stated she would like to see better directional signs for flow of traffic in the City Center Mall parking lot.

Palmer moved, seconded by Caulk to approve Berens Sealcoating and Striping for services for the cost of \$17,788.00 to route out cracks, power sweep, broom with wire brush and blow clean, seal cracks with hot applied crack sealant, re-stripe and Sealcoat for the City Hall Parking lot and City Center Mall parking area owned by the City of Cambridge and authorize the EDA Chairperson and Executive Director to sign the necessary contract for services. Motion passed 4/0.

## **Unfinished Business**

### ***Update on Housing Division Transition***

Moe stated at the April 7, 2014, the Board discussed the future direction of the housing division given the desire of existing staff to move to part-time status and eventually retire. Moe reported at that meeting, the Board gave staff the direction to plan to retain the management of Bridge Park Apartments but to seek another agency to manage the Section 8 and Bridges programs.

Moe stated since that time, staff has investigated a number of options for management of the Section 8 and Bridges programs and is recommending the Board seek to enter into an agreement with the Mora HRA for the administration of the Cambridge EDA vouchers. Moe stated at this point the Mora HRA would merely be administering vouchers, but no consolidation or transfer of our vouchers to the Mora HRA would occur. Moe stated Rose Dunn, the Mora Housing Authority Executive Director, indicated she is willing to administer the voucher program for Cambridge as well as our port-in vouchers, pending the Mora HRA Board approval. Moe stated this means the Mora HRA would be able to maintain a separate waiting list, funding, etc. for the residents of Isanti and Chisago County. Moe stated participants and applicants would continue receiving the same service and details will be made available and decided upon after Dunn discusses this situation with her Board and they make a final decision on August 20, 2014.

Moe reported the Cambridge EDA frequently works with the Mora HRA and has a good familiarity with their staff and capabilities. Moe stated the Mora HRA has a part-time staff member they would like to provide additional hours of work and taking on administration of the Cambridge EDA vouchers will allow them to achieve this objective. Moe noted the EDA would retain 20% of admin dollars and they would retain 80% of funding.


Moe stated staff approached the Mora HRA about taking the Bridges program as well but at this time, they are not interested since they have no experience administering the program. Moe stated Cambridge EDA staff contacted Carrie Marsh from Minnesota Housing Finance Agency to determine other options for administration of the Bridges Program and she is going to contact Gary Travis from DHS and they will explore a creative solution in keeping the vouchers in the area. Moe stated they hope to have everything figured out by February when the new RFP comes out. Moe stated staff told her the Cambridge EDA will continue administering the program until this biennium's funding runs out on June 30, 2015 and staff expects that before the grant expires, a new plan for administration of the Bridges Program will be in place.

Palmer stated she feels they are going backwards but confirmed with Moe if it doesn't work out, staff will bring this back to the EDA. Moe stated there will be proper language written in the agreement allowing the City to discontinue using the Mora HRA. Palmer stated she expects the services to remain the same.


Lewis moved, seconded by Caulk to authorize staff to prepare an agreement for administration of Section 8 vouchers by the Mora HRA subject to final agreement by the Mora HRA Board and by Cambridge EDA Board. Motion passed 4/0. Moe noted the agreement should be on the September 2, 2014 EDA agenda.

#### **Adjournment**

Caulk moved, seconded by Lewis, to adjourn the meeting at 5:40 p.m. The motion passed unanimously.

  
\_\_\_\_\_  
Lisa Iverson, President

ATTEST:

  
\_\_\_\_\_  
Lynda J. Woulfe, Executive Director

Time: 15:12:14

### Check Register Detail Report

Cambridge

From: 07/01/2014 To: 07/23/2014

327,654.25

Date	Ref Num	Payee/Split Detail	Pmt/Dep	Amount	Balance	Memo
07/01/2014	000049	Aaron Jordan 4715.1 Hap - Occupied Unit	Payment 317.00	317.00	327,337.25	July Hap Aadland, Ashley
07/01/2014	000049	Bungalows of Chisago LLC 4715.1 Hap - Occupied Unit 4715.1 Hap - Occupied Unit	Payment 603.00 392.00	995.00	326,342.25	July Hap Cross, Grace Willms, Monica
07/01/2014	000049	Calhoun Apartments 4715.1 Hap - Occupied Unit 4715.1 Hap - Occupied Unit	Payment 291.00 330.00	621.00	325,721.25	July Hap Arneberg, Danielle M Lessman, Bobbie
07/01/2014	000049	Calhoun Apartments 4715.1 Hap - Occupied Unit	Payment 329.00	329.00	325,392.25	July Hap Deiman, Antoinette
07/01/2014	000049	Chen Liu 4715.1 Hap - Occupied Unit 4715.1 Hap - Occupied Unit 4715.1 Hap - Occupied Unit 4715.1 Hap - Occupied Unit 4715.1 Hap - Occupied Unit	Payment 340.00 447.00 34.00 604.00 417.00	1,842.00	323,550.25	July Hap Paquette, Laurie Schug, Brenda Kay Schulz, Cynthia J Voss, Breana Weigel, Collin W
07/01/2014	000049	DJ Properties of Stanchfield, LLC 4715.1 Hap - Occupied Unit	Payment 664.00	664.00	322,886.25	July Hap Nicholas, Judith Evelyn
07/01/2014	000049	Dudley Peno 4715.1 Hap - Occupied Unit	Payment 617.00	617.00	322,269.25	July Hap Mains, Kimberly A
07/01/2014	000049	Eliot Avenue Apartments LLC 4715.1 Hap - Occupied Unit	Payment 109.00	109.00	322,160.25	July Hap Erickson, Todd
07/01/2014	000049	Isanti Housing Associates LP 4715.1 Hap - Occupied Unit	Payment 531.00	531.00	321,629.25	July Hap Johnston, Shaylee
07/01/2014	000049	John Maher 4715.1 Hap - Occupied Unit	Payment 198.00	198.00	321,431.25	July Hap Diers, Scott A
07/01/2014	000049	Kestrel Meadows Townhomes 4715.1 Hap - Occupied Unit	Payment 530.00	530.00	320,901.25	July Hap Barrett, Christy
07/01/2014	000049	Ramon Salgado 4715.1 Hap - Occupied Unit	Payment 237.00	237.00	320,664.25	July Hap Walkama, Danielle K
07/01/2014	000049	Richard Berget 4715.1 Hap - Occupied Unit	Payment 167.00	167.00	320,497.25	July Hap Tschida, Joyce
07/01/2014	000049	Sunrise Court Apartments 4715.1 Hap - Occupied Unit	Payment 176.00	176.00	320,321.25	July Hap Mullens, Darice R
07/01/2014	000049	Franconia Associates 4715.1 Hap - Occupied Unit	Payment 224.00	224.00	320,097.25	July Hap Wallace, Lynnell
07/01/2014	000049	Thomas Hinz	Payment	713.00	319,384.25	July Hap

Time: 15:12:14

## Check Register Detail Report

Cambridge

From: 07/01/2014 To: 07/23/2014

Date	Ref Num	Payee/Split Detail	Pmt/Dep	Amount	Balance	Memo
07/01/2014	000049	William Francisco 4715.1 Hap - Occupied Unit	Payment 384.00	384.00	319,000.25	July Hap Griffin, Deena M
07/01/2014	000050	Annette M. Jensen 4715.1 Hap - Occupied Unit	Payment 273.00	273.00	318,727.25	July Hap Roberts, Paula
07/01/2014	000050	Bohmer, John 4715.9 Hap - Portable Receiving	Payment 852.00	852.00	317,875.25	July Hap Brasch, Terrie L
07/01/2014	000050	Dean & Jennifer Bondeson 4715.9 Hap - Portable Receiving	Payment 1,069.00	1,069.00	316,806.25	July Hap Bobo, Shawna L
07/01/2014	000050	Brigitte Erickson 4715.1 Hap - Occupied Unit	Payment 377.00	377.00	316,429.25	July Hap White, Teresa
07/01/2014	000050	Ellen Brown 4715.94 Urp - Portable Receiving	Payment 111.00	111.00	316,318.25	July Hap Brown, Ellen
07/01/2014	000050	Bungalows of Chisago LLC 4715.1 Hap - Occupied Unit 4715.9 Hap - Portable Receiving 4715.1 Hap - Occupied Unit 4715.4 Hap - Utility Reimbursements 4715.9 Hap - Portable Receiving 4715.1 Hap - Occupied Unit 4715.1 Hap - Occupied Unit 4715.1 Hap - Occupied Unit 4715.9 Hap - Portable Receiving	Payment 580.00 577.00 705.00 9.00 401.00 564.00 276.00 242.00 61.00	3,415.00	312,903.25	July Hap Johnson, Mary Jane Kraus, Carian J LeCuyer, Christine J LeCuyer, Christine J: Hap - Utility Reimbursements Luck, Jennifer Lee Mapson, Diane E Marohn, Gerald Meyers, Colleen J Soderquist, Roxanne
07/01/2014	000050	Calhoun Apartments 4715.1 Hap - Occupied Unit	Payment 469.00	469.00	312,434.25	July Hap Lillion, Laurie A
07/01/2014	000050	Cambridge Square Associates LP 4715.9 Hap - Portable Receiving 4715.1 Hap - Occupied Unit 4715.1 Hap - Occupied Unit 4715.1 Hap - Occupied Unit 4715.9 Hap - Portable Receiving	Payment 322.00 533.00 367.00 508.00 319.00	2,049.00	310,385.25	July Hap Erickson, James P Falvey, Deborah Longley, Christine A Puffer, Michelle Schibilla, Jamie
07/01/2014	000050	Chen Liu 4715.1 Hap - Occupied Unit 4715.9 Hap - Portable Receiving 4715.1 Hap - Occupied Unit 4715.9 Hap - Portable Receiving 4715.9 Hap - Portable Receiving 4715.1 Hap - Occupied Unit 4715.9 Hap - Portable Receiving	Payment 555.00 574.00 457.00 654.00 555.00 580.00 976.00	4,351.00	306,034.25	July Hap Banaszak, David Hjelmhaug, Karen E Paquette, JoAnn Raasch, Alicia Radke, Suzanne Schaefer, Mike E Troupe, Michael E
07/01/2014	000050	David Cobb	Payment	854.00	305,180.25	July Hap

Time: 15:12:14

## Check Register Detail Report

Cambridge

From: 07/01/2014 To: 07/23/2014

Date	Ref Num	Payee/Split Detail	Pmt/Dep	Amount	Balance	Memo
07/01/2014	000050	DJ Properties of Stanchfield, LLC 4715.1 Hap - Occupied Unit	Payment 416.00	416.00	304,764.25	July Hap Fischer, Cheryl A
07/01/2014	000050	Eliot Avenue Apartments LLC 4715.9 Hap - Portable Receiving 4715.9 Hap - Portable Receiving	Payment 549.00 515.00	1,064.00	303,700.25	July Hap Eickstadt, Cheryl Grabau, Jill
07/01/2014	000050	Elmer D. Harp 4715.9 Hap - Portable Receiving	Payment 774.00	774.00	302,926.25	July Hap Hart, Beth L
07/01/2014	000050	ELMSUN LLC 4715.1 Hap - Occupied Unit 4715.1 Hap - Occupied Unit	Payment 535.00 541.00	1,076.00	301,850.25	July Hap Pittman, Cheryl Zentic, Scott
07/01/2014	000050	Erlandson - Nelson Construction 4715.1 Hap - Occupied Unit	Payment 542.00	542.00	301,308.25	July Hap Linda, Robin
07/01/2014	000050	FYP PROPERTIES 4715.9 Hap - Portable Receiving	Payment 220.00	220.00	301,088.25	July Hap Dodge, Rita
07/01/2014	000050	Steven & RyChel Gausted 4715.1 Hap - Occupied Unit	Payment 163.00	163.00	300,925.25	July Hap Straw, Linda K
07/01/2014	000050	Robert Giffin 4715.1 Hap - Occupied Unit	Payment 703.00	703.00	300,222.25	July Hap Giffin, Tammie
07/01/2014	000050	Hanson Properties 4715.1 Hap - Occupied Unit	Payment 277.00	277.00	299,945.25	July Hap Hanson, Henry P
07/01/2014	000050	Haven Properties 4715.9 Hap - Portable Receiving	Payment 296.00	296.00	299,649.25	July Hap Stroh, Kevin
07/01/2014	000050	Isanti Housing Associates LP 4715.1 Hap - Occupied Unit 4715.1 Hap - Occupied Unit 4715.9 Hap - Portable Receiving	Payment 387.00 364.00 542.00	1,293.00	298,356.25	July Hap Alexander, Cindy S Pastorius, Shyla Marie Washington, Katherine L
07/01/2014	000050	Isanti Village Apartments 4715.1 Hap - Occupied Unit 4715.9 Hap - Portable Receiving 4715.1 Hap - Occupied Unit	Payment 426.00 390.00 466.00	1,282.00	297,074.25	July Hap Junglen, Eunice M Stoll, Vernon L Tews, Jackie
07/01/2014	000050	Jay M. Winger 4715.1 Hap - Occupied Unit	Payment 552.00	552.00	296,522.25	July Hap Parris, Paula
07/01/2014	000050	Jeff Halverson 4715.9 Hap - Portable Receiving	Payment 631.00	631.00	295,891.25	July Hap Liberte, Ore'a Lareal
07/01/2014	000050	Kathryn Dahlberg 4715.1 Hap - Occupied Unit	Payment 666.00	666.00	295,225.25	July Hap Carlson, Samantha
07/01/2014	000050	Kestrel Meadows Townhomes	Payment	1,541.00	293,684.25	July Hap

Time: 15:12:14

## Check Register Detail Report

Cambridge

From: 07/01/2014 To: 07/23/2014

Date	Ref Num	Payee/Split Detail	Pmt/Dep	Amount	Balance	Memo
		4715.9 Hap - Portable Receiving		295.00		Davis, Stacy
		4715.9 Hap - Portable Receiving		651.00		Dickinson, Kelli R
		4715.9 Hap - Portable Receiving		595.00		Trader, Amanda Joy
07/01/2014	000050	Tami R. Kullmann	Payment	21.00	293,663.25	July Hap
		4715.4 Hap - Utility Reimbursments		21.00		Kullmann, Tami R
07/01/2014	000050	Brian Leet	Payment	376.00	293,287.25	July Hap
		4715.9 Hap - Portable Receiving		376.00		Weber, Kathleen A
07/01/2014	000050	Legacy Townhomes	Payment	1,974.00	291,313.25	July Hap
		4715.1 Hap - Occupied Unit		795.00		Degerstrom, Leah
		4715.1 Hap - Occupied Unit		666.00		Parent, Cheri C
		4715.9 Hap - Portable Receiving		513.00		Schedlbauer, Jennifer
07/01/2014	000050	Janet Nielsen	Payment	800.00	290,513.25	July Hap
		4715.1 Hap - Occupied Unit		800.00		Kullmann, Tami R
07/01/2014	000050	Lindstrom Parkview Assoc.	Payment	296.00	290,217.25	July Hap
		4715.9 Hap - Portable Receiving		296.00		Etchason, Paul
07/01/2014	000050	Mann, Cheryl	Payment	555.00	289,662.25	July Hap
		4715.1 Hap - Occupied Unit		555.00		Witkowski, Michelle N
07/01/2014	000050	Meadows Edge MN L Partnership	Payment	87.00	289,575.25	July Hap
		4715.9 Hap - Portable Receiving		87.00		Greenwood, Thomas J
07/01/2014	000050	Mike Munsinger	Payment	738.00	288,837.25	July Hap
		4715.9 Hap - Portable Receiving		738.00		Wells, Sheri A
07/01/2014	000050	Allen Moulton	Payment	488.00	288,349.25	July Hap
		4715.1 Hap - Occupied Unit		488.00		Thompson, Marilyn J
07/01/2014	000050	Multi-Investments, LLC	Payment	344.00	288,005.25	July Hap
		4715.1 Hap - Occupied Unit		344.00		Anderson, Debra
07/01/2014	000050	Loral Myers	Payment	278.00	287,727.25	July Hap
		4715.1 Hap - Occupied Unit		278.00		Myers, Kyle C
07/01/2014	000050	Normandy Townhomes Limited	Payment	804.00	286,923.25	July Hap
		4715.9 Hap - Portable Receiving		323.00		Matchinsky, Robert T
		4715.9 Hap - Portable Receiving		172.00		Shelby, Angela R
		4715.9 Hap - Portable Receiving		309.00		Swanson, Kathleen A
07/01/2014	000050	North Branch Senior Housing	Payment	657.00	286,266.25	July Hap
		4715.9 Hap - Portable Receiving		225.00		Castillo, Sharon
		4715.1 Hap - Occupied Unit		196.00		Fisk, Dolores M
		4715.9 Hap - Portable Receiving		236.00		Kalberg, Annette
07/01/2014	000050	Northern Management	Payment	444.00	285,822.25	July Hap
		4715.9 Hap - Portable Receiving		444.00		Zieske, Robyn

Time: 15:12:14

## Check Register Detail Report

Cambridge

From: 07/01/2014 To: 07/23/2014

Date	Ref Num	Payee/Split Detail	Pmt/Dep	Amount	Balance	Memo
		4715.1 Hap - Occupied Unit		358.00		Benson, Tracy E
		4715.1 Hap - Occupied Unit		354.00		Wenell, Russell
07/01/2014	000050	Oakridge Apartments	Payment	664.00	284,446.25	July Hap
		4715.9 Hap - Portable Receiving		664.00		Goertzen, Diane
07/01/2014	000050	Oakview Terrace Townhomes	Payment	3,086.00	281,360.25	July Hap
		4715.1 Hap - Occupied Unit		487.00		Bylander, Richard S
		4715.1 Hap - Occupied Unit		655.00		Cole, Barbara
		4715.9 Hap - Portable Receiving		726.00		Kennedy, Carolyn Lee
		4715.9 Hap - Portable Receiving		638.00		Rosenberg, Gwen M
		4715.9 Hap - Portable Receiving		580.00		Tipton, Mariesa A
07/01/2014	000050	Peter Maus	Payment	953.00	280,407.25	July Hap
		4715.9 Hap - Portable Receiving		953.00		Parrott, Gina M
07/01/2014	000050	PK Investment Properties, LLC	Payment	494.00	279,913.25	July Hap
		4715.1 Hap - Occupied Unit		494.00		Branville, Roger
07/01/2014	000050	Randall Propp	Payment	436.00	279,477.25	July Hap
		4715.1 Hap - Occupied Unit		436.00		Nelson, Valerie J
07/01/2014	000050	Robert Mattson	Payment	915.00	278,562.25	July Hap
		4715.1 Hap - Occupied Unit		915.00		Good, Katherine
07/01/2014	000050	Robert & Linnea Steman	Payment	541.00	278,021.25	July Hap
		4715.9 Hap - Portable Receiving		541.00		Lake, Ruth
07/01/2014	000050	Schaefer Rentals	Payment	942.00	277,079.25	July Hap
		4715.9 Hap - Portable Receiving		942.00		Butenhoff, Bradley
07/01/2014	000050	Ordeen Splittstoser	Payment	774.00	276,305.25	July Hap
		4715.9 Hap - Portable Receiving		247.00		Bazey, Jeanne E
		4715.1 Hap - Occupied Unit		527.00		Young, Marrietta L
07/01/2014	000050	Steve Baker	Payment	845.00	275,460.25	July Hap
		4715.9 Hap - Portable Receiving		845.00		Rogalski, Lisa E
07/01/2014	000050	Paul & Bethany Stiles	Payment	665.00	274,795.25	July Hap
		4715.1 Hap - Occupied Unit		665.00		Fust, Jill
07/01/2014	000050	Sunrise Court Apartments	Payment	1,537.00	273,258.25	July Hap
		4715.9 Hap - Portable Receiving		498.00		Johnson, Richard D
		4715.1 Hap - Occupied Unit		480.00		Kubes, Kevin P
		4715.1 Hap - Occupied Unit		559.00		Simons, Lori J
07/01/2014	000050	Taylor's Falls Villas	Payment	241.00	273,017.25	July Hap
		4715.9 Hap - Portable Receiving		241.00		Jackson, Susan
07/01/2014	000050	Timothy Manning	Payment	1,085.00	271,932.25	July Hap
		4715.9 Hap - Portable Receiving		1,085.00		Brown, Ellen



Time: 15:12:14

### Check Register Detail Report

Cambridge

From: 07/01/2014 To: 07/23/2014

Date	Ref Num	Payee/Split Detail	Pmt/Dep	Amount	Balance	Memo
		4715.1 Hap - Occupied Unit		273.00		Dmytryszyn, Chad J
		4715.9 Hap - Portable Receiving		553.00		Holland, Kathleen
		4715.9 Hap - Portable Receiving		551.00		Jenson, Cheryl
		4715.9 Hap - Portable Receiving		570.00		Koenig, Lance L
		4715.9 Hap - Portable Receiving		427.00		Rohr, Russell
07/01/2014	000050	Wayne Knutson	Payment	589.00	268,969.25	July Hap
		4715.9 Hap - Portable Receiving		589.00		Mollinedo, Nancy
07/01/2014	000050	Wyoming Phase 1	Payment	1,013.00	267,956.25	July Hap
		4715.1 Hap - Occupied Unit		574.00		Grundhauser, Patrice
		4715.9 Hap - Portable Receiving		439.00		Rafel, Kathy
07/01/2014	000050	Wyoming Phase 2	Payment	904.00	267,052.25	July Hap
		4715.1 Hap - Occupied Unit		549.00		Darveaux, Linda
		4715.1 Hap - Occupied Unit		296.00		Dillon, Tracey
		4715.9 Hap - Portable Receiving		59.00		Harrington, Tina M
07/01/2014	016696	Christine J. LeCuyer	Payment	9.00	267,043.25	July Hap
		4715.4 Hap - Utility Reimbursments		9.00		LeCuyer, Christine J
07/01/2014	016697	Peoples Bank Of Commerce	Payment	9.00	267,034.25	July Hap
		4715.6 Hap - Fss Escrow		9.00		LeCuyer, Christine J: Hap - Fss Escrow
07/02/2014	000051	Chen Liu	Payment	325.00	266,709.25	July Hap
		1-902-4715.6 Sec Dep		325.00		Weigel, Collin W: Sec Dep
07/08/2014	000045	**VOID** Isanti Housing Associates LP	Payment	( 929.00)	267,638.25	June Hap
		4715.1 Hap - Occupied Unit	(	387.00)		Alexander, Cindy S
		4715.9 Hap - Portable Receiving	(	542.00)		Washington, Katherine L
		Void Refer 000045				
07/08/2014	000045	**VOID** Cambridge Square	Payment	( 2,417.00)	270,055.25	June Hap
		4715.9 Hap - Portable Receiving	(	322.00)		Erickson, James P
		4715.1 Hap - Occupied Unit	(	533.00)		Falvey, Deborah
		4715.1 Hap - Occupied Unit	(	367.00)		Longley, Christine A
		4715.1 Hap - Occupied Unit	(	508.00)		Puffer, Michelle
		4715.9 Hap - Portable Receiving	(	687.00)		Schibilla, Jamie
		Void Refer 000045				

\$57,599 Disbursements  
July 2014

<p>CAMBRIDGE EDA MEETING</p> <p>August 4, 2014</p> <p>BILLS LIST</p>
--

<b>Disbursement Type:</b>	<b>Date:</b>	<b>Check Numbers:</b>	<b>Submitted For <u>Approval</u></b>
Prepaid Checks	7/2/2014	96920 - 96958	499.44
Prepaid Checks	7/9/2014	96972 - 97063	5,195.53
Prepaid Checks	7/16/2014	97069 - 97122	17,790.08
Prepaid Checks	7/23/2014	97144 - 97187	5,165.16
		Prepaid Totals	<hr/> <u>28,650.21</u>

**TOTAL SUBMITTED FOR APPROVAL**

<b>\$28,650.21</b>
--------------------

Report Criteria:  
 Invoice.GL Acct = 20510100-20549300720, 90110100-92149700720

Vendor	Vendor Name	Description	Net Inv Amt
2046	G & K Services, Inc.	Uniform Rental	2.49
Total 2046			2.49
5431	Ted's Appliance	Repair Dryer - Bridgepark Apts	124.00
Total 5431			124.00
5440	Tersteeg, Kayti	Security Deposit Refund	323.28
Total 5440			323.28
5539	Tischler, Judy	Repair Paintings	49.67
Total 5539			49.67

Total Paid: -  
 Total Unpaid: 499.44  
 Grand Total: 499.44

Dated: 7/2/14

City Treasurer: Caroline [Signature]

## Report Criteria:

Check.GL Invoice Acct () = 20510100-20549300720, 90110100-92149700496

Per	Date	Check No	Vendor No	Payee	Check GL Acct	Amount
07/14	07/02/2014	96920	2046	G & K Services, Inc.	205-20100	2.49
07/14	07/02/2014	96955	5431	Ted's Appliance	901-20100	124.00
07/14	07/02/2014	96956	5440	Tersteeg, Kayti	901-20100	323.28
07/14	07/02/2014	96958	5539	Tischler, Judy	205-20100	49.67
Totals:						<u>499.44</u>

## Report Criteria:

Invoice.GL Acct = 20510100-20549300720, 90110100-92149700720

Vendor	Vendor Name	Description	Net Inv Amt
566	Bill's Carpet and Tile	Bridge Park Unit #200 Carpet & Vinyl	1,798.00
Total 566			1,798.00
951	Cambridge True Value	Repair & Maint - Mall	11.19
Total 951			11.19
1201	Cliff's Vacuum	Vacuum Bags - Bridge Park	24.99
Total 1201			24.99
1608	Dunn, Rose	Hearing Officer Mileage	28.00
Total 1608			28.00
2046	G & K Services, Inc.	Uniform Rental	2.49
Total 2046			2.49
2984	Komula, Betty	Security Deposit Refund Unit 212	454.56
Total 2984			454.56
3501	MEI Total Elevator Solutions	July Service Billing	212.53
Total 3501			212.53
3521	Menards	Materials - Operating Supplies - Bridge Park	33.81
		Tenant Services - Bridge Park	20.00
Total 3521			53.81
4661	Quill Corporation	Office Supplies - Bridge Park	64.99
		Office Supplies - Bridge Park	65.00
Total 4661			129.99
5056	SelectAccount	Participant fees - July	2.35
		Participant fees - July	3.53
		Participant fees - July	1.17
Total 5056			7.05
5191	SPEW Health Plan	Health Insurance Premium - August	616.50
		Health Insurance Premium - August	924.75
		Health Insurance Premium - August	308.25
		Health Insurance Premium - August	308.25
Total 5191			2,157.75
5836	Vintage Lock -Michael Granlund	Keys	15.00

Vendor	Vendor Name	Description	Net Inv Amt
Total 5836			15.00
5996	Windstream	Telephone Service - Bridge Park Apts	102.02
		Telephone Service - Bridge Park Apts	102.02
		Telephone Service - Mall	96.13
Total 5996			300.17

Total Paid: -  
 Total Unpaid: 5,195.53  
 Grand Total: 5,195.53

Dated: 7/9/14

City Treasurer: Caroline Moe

Report Criteria:  
 Invoice.GL Acct = 20510100-20549300720, 90110100-92149700720

## Report Criteria:

Check.GL Invoice Acct () = 20510100-20549300720, 90110100-92149700496

Per	Date	Check No	Vendor No	Payee	Check GL Acct	Amount
07/14	07/09/2014	96972	566	Bill's Carpet and Tile	901-20100	1,798.00
07/14	07/09/2014	96976	951	Cambridge True Value	205-20100	11.19
07/14	07/09/2014	96980	1201	Cliff's Vacuum	901-20100	24.99
07/14	07/09/2014	96987	1608	Dunn, Rose	902-20100	28.00
07/14	07/09/2014	96998	2046	G & K Services, Inc.	205-20100	2.49
07/14	07/09/2014	97017	2984	Komula, Betty	901-20100	454.56
07/14	07/09/2014	97024	3501	MEI Total Elevator Solutions	901-20100	212.53
07/14	07/09/2014	97026	3521	Menards	901-20100	53.81
07/14	07/09/2014	97036	4661	Quill Corporation	901-20100	129.99
07/14	07/09/2014	97041	5056	SelectAccount	902-20100	7.05
07/14	07/09/2014	97044	5191	SPEW Health Plan	205-20100	2,157.75
07/14	07/09/2014	97057	5836	Vintage Lock -Michael Granlund	901-20100	15.00
07/14	07/09/2014	97063	5996	Windstream	902-20100	300.17
Totals:						<u>5,195.53</u>

Report Criteria:  
 Invoice.GL Acct = 20510100-20549300720, 90110100-92149700720

Vendor	Vendor Name	Description	Net Inv Amt
576	BJ Baas Builders, Inc.	Senior Activity Center Tenant Build-Out	5,832.00
Total 576			5,832.00
2046	G & K Services, Inc.	Uniform Rental	2.50
Total 2046			2.50
2474	I & S Group	Concept Plans - Downtown Redevelopment	750.00
Total 2474			750.00
5567	Todd Lind Construction	Bridge Park Garage - Draw #2 Const. in Prog	11,205.58
Total 5567			11,205.58

Total Paid: -  
 Total Unpaid: 17,790.08  
 Grand Total: 17,790.08

Dated: 7/17/14

City Treasurer: Caroline [Signature]



## Report Criteria:

Check.GL Invoice Acct () = 20510100-20549300720, 90110100-92149700496

Per	Date	Check No	Vendor No	Payee	Check GL Acct	Amount
07/14	07/16/2014	97089	576	BJ Baas Builders, Inc.	205-20100	5,832.00
07/14	07/16/2014	97082	2046	G & K Services, Inc.	205-20100	2.50
07/14	07/16/2014	97087	2474	I & S Group	205-20100	750.00
07/14	07/16/2014	97122	5567	Todd Lind Construction	901-20100	11,205.58
Totals:						<u>17,790.08</u>

Report Criteria:  
 Invoice.GL Acct = 20510100-20549300720, 90110100-92149700720

Vendor	Vendor Name	Description	Net Inv Amt
1661	East Central Sanitation	Garbage Pickup - Bridge Park	143.12
		Garbage Pickup-180 Buchanan St	314.50
Total 1661			457.62
2046	G & K Services, Inc.	Uniform Rental	2.50
Total 2046			2.50
2986	Konica Minolta Business	BIZHUB C650 Printer/Copier - Copy Charge	63.67
		BIZHUB C650 Printer/Copier - Copy Charge	63.67
Total 2986			127.34
3521	Menards	Materials - Operating Supplies - Bridge Park	34.10
		Materials - Operating Supplies - Bridge Park	40.75
		Materials - Operating Supplies - Bridge Park	47.93
		Materials - Operating Supplies - Bridge Park	23.97
Total 3521			146.75
4661	Quill Corporation	Tuscan Steel Smoke Recepticals	188.52
Total 4661			188.52
5058	Senior Enrichment Center	Reimburse for downpymnt to BJ Baas for builc	3,968.00
Total 5058			3,968.00
5666	TruGreen ChemLawn	Lawn Service - Bridge Park	169.92
Total 5666			169.92
5801	Verizon Wireless	wireless phone service - Maintenance Dept	16.32
Total 5801			16.32
5861	Walmart Business Community	Tenant Services	88.19
Total 5861			88.19

Total Paid: -  
 Total Unpaid: 5,165.16  
 Grand Total: 5,165.16

Dated: 7/24/14

City Treasurer: Caroline Moe

## Report Criteria:

Check.GL Invoice Acct () = 20510100-20549300720, 90110100-92149700496

Per	Date	Check No	Vendor No	Payee	Check GL Acct	Amount
07/14	07/23/2014	97144	1661	East Central Sanitation	901-20100	457.62
07/14	07/23/2014	97147	2046	G & K Services, Inc.	205-20100	2.50
07/14	07/23/2014	97157	2986	Konica Minolta Business	901-20100	127.34
07/14	07/23/2014	97161	3521	Menards	901-20100	146.75
07/14	07/23/2014	97167	4661	Quill Corporation	205-20100	188.52
07/14	07/23/2014	97170	5058	Senior Enrichment Center	205-20100	3,968.00
07/14	07/23/2014	97182	5666	TruGreen ChemLawn	901-20100	169.92
07/14	07/23/2014	97184	5801	Verizon Wireless	205-20100	16.32
07/14	07/23/2014	97187	5861	Walmart Business Community	901-20100	88.19
Totals:						<u>5,165.16</u>

Prepared by: Caroline Moe, Director of Finance

**Monthly Financial Report**

Attached for your review is the Draft Monthly Financial Report for the six months ended June 30, 2014. Included in the Monthly Financial Report is the following component:

**Special Revenue Funds:**

Housing Division Financial Statements

EDA Admin Fund– 2014 Amended budget Compared to Actual

**EDA Board Action Requested**

1. NONE REQUIRED - For discussion only.

# CITY OF CAMBRIDGE

BALANCE SHEET

JUNE 30, 2014

## FUND 901 - LOW RENT PROGRAM-BRIDGE PARK

### ASSETS

901-10100	CASH AND INVESTMENTS	( 3,438.81 )	
901-10102	INVESTMENTS--PBC	315,012.47	
901-10103	INVESTMENTS-MINNCO	16,272.68	
901-10200	EDA OPERATING ACCOUNT-LOW RENT	182,734.95	
901-11500	ACCOUNTS RECEIVABLE-TENANT	75.00	
901-16100	LAND AND LAND IMPROVEMENTS	134,042.37	
901-16200	BUILDINGS AND STRUCTURES	556,187.78	
901-16250	BUILDING IMPROVEMENTS	1,062,039.93	
901-16300	SITE IMPROVEMENTS	172,180.46	
901-16350	NON-DWELLING STRUCTURES	86,400.33	
901-16400	FURNITURE, EQUIPMENT, MACH-DWE	100,854.24	
901-16450	FURN, EQUIP, MACH-ADMIN	142,082.79	
901-16460	ACCUM DEPREC-FURN,EQUIP- ADMIN	( 1,809,839.81 )	
901-16500	CONSTRUCTION IN PROGRESS	12,024.78	
	<b>TOTAL ASSETS</b>		<b><u>966,629.16</u></b>

### LIABILITIES AND EQUITY

#### LIABILITIES

901-20100	AP ALLOCATED TO OTHER FUNDS	3,190.35	
901-21650	ACCRUED VACATION & SICK PAY	38,845.52	
901-22600	TENANT SECURITY DEPOSITS	22,300.92	
	<b>TOTAL LIABILITIES</b>		<b>64,336.79</b>

#### FUND EQUITY

901-27200	UNRESTRICTED NET ASSETS	574,945.21	
901-27300	INVESTED IN CAPITAL ASSETS	301,555.77	
901-27400	HUD OPERATING RESERVE MEMO	227,249.46	
901-27500	HUD OPERATING RESERVE CONTRA REVENUE OVER EXPENDITURES - YTD	( 227,249.46 ) 25,791.39	
	<b>TOTAL FUND EQUITY</b>		<b><u>902,292.37</u></b>
	<b>TOTAL LIABILITIES AND EQUITY</b>		<b><u>966,629.16</u></b>

**CITY OF CAMBRIDGE**  
**DETAIL REVENUES WITH COMPARISON TO BUDGET**  
**FOR THE 6 MONTHS ENDING JUNE 30, 2014**

**FUND 901 - LOW RENT PROGRAM-BRIDGE PARK**

	ADOPTED BUDGET	AMENDED BUDGET	YTD ACTUAL	UNUSED/ UNEARNED	% OF BUDGET	PRIOR YR YTD ACTUAL
<u>INTERGOVERNMENTAL REVENUES</u>						
901-33160 OPERATING GRANTS-HUD	70,000.00	70,000.00	37,531.00	32,469.00	53.62	69,939.00
TOTAL INTERGOVERNMENTAL REVENUES	70,000.00	70,000.00	37,531.00	32,469.00	53.62	69,939.00
<u>INTEREST &amp; MISC INCOME</u>						
901-36200 MISCELLANEOUS INCOME	71.00	71.00	20.00	51.00	28.17	.00
901-36210 INTEREST EARNINGS	1,500.00	1,500.00	1,055.67	444.33	70.38	2,078.96
TOTAL INTEREST & MISC INCOME	1,571.00	1,571.00	1,075.67	495.33	68.47	2,078.96
<u>RENTAL INCOME</u>						
901-37220 DWELLING RENTAL	150,000.00	150,000.00	73,698.89	76,301.11	49.13	148,053.06
901-37221 LAUNDRY INCOME BRIDGE PARK	7,000.00	7,000.00	3,145.25	3,854.75	44.93	7,603.00
TOTAL RENTAL INCOME	157,000.00	157,000.00	76,844.14	80,155.86	48.95	155,656.06
<u>OTHER FINANCING SOURCES</u>						
901-39203 TRANSFERS FROM OTHER FUNDS	52,762.00	52,762.00	.00	52,762.00	.00	27,209.07
TOTAL OTHER FINANCING SOURCES	52,762.00	52,762.00	.00	52,762.00	.00	27,209.07
TOTAL FUND REVENUE	281,333.00	281,333.00	115,450.81	165,882.19	41.04	254,883.09

**CITY OF CAMBRIDGE**  
**DETAIL EXPENDITURES WITH COMPARISON TO BUDGET**  
**FOR THE 6 MONTHS ENDING JUNE 30, 2014**

**FUND 901 - LOW RENT PROGRAM-BRIDGE PARK**

	ADOPTED BUDGET	AMENDED BUDGET	YTD ACTUAL	UNUSED/ UNEARNED	% OF BUDGET	PRIOR YR YTD ACTUAL
<u>LOW RENT ADMINISTRATION</u>						
901-49500-101 ADMIN FULL-TIME EMPLOY-REGULAR	31,048.00	31,048.00	14,142.84 (	16,905.16)	45.55	31,222.12
901-49500-112 EDA HOUSING BOARD PAY	2,100.00	2,100.00	665.00 (	1,435.00)	31.67	2,100.00
901-49500-121 PERA (EMPLOYER)	2,251.00	2,251.00	1,025.42 (	1,225.58)	45.55	2,191.70
901-49500-122 FICA/MEDICARE (EMPLOYER)	2,375.00	2,375.00	1,132.79 (	1,242.21)	47.70	2,473.14
901-49500-131 MEDICAL/LIFE/DENTAL	52.00	52.00	8.64 (	43.36)	16.62	22.68
901-49500-151 WORKERS' COMPENSATION PREMIUMS	266.00	266.00	106.10 (	159.90)	39.89	158.36
901-49500-201 OFFICE SUPPLY	1,500.00	1,500.00	1,329.65 (	170.35)	88.64	1,198.02
901-49500-304 LEGAL FEES	250.00	250.00	.00 (	250.00)	.00	16.40
901-49500-306 AUDITING	3,000.00	3,000.00	3,000.00	.00	100.00	2,400.00
901-49500-313 MARCO IT MGMT & BACKUP	.00	.00	438.00	438.00	.00	.00
901-49500-321 TELEPHONE EXPENSE	2,200.00	2,200.00	696.99 (	1,503.01)	31.68	1,920.47
901-49500-322 POSTAGE	800.00	800.00	164.50 (	635.50)	20.56	488.70
901-49500-331 TRAVEL/MEALS/LODGING	450.00	450.00	51.07 (	398.93)	11.35	231.25
901-49500-340 ADVERTISING	100.00	100.00	.00 (	100.00)	.00	70.70
901-49500-409 LICENSE & SUPPORT CONTRACT	1,500.00	1,500.00	.00 (	1,500.00)	.00	1,427.50
901-49500-413 RENTALS - OFFICE EQUIPMENT	1,500.00	1,500.00	278.86 (	1,221.14)	18.59	246.58
901-49500-433 DUES AND SUBSCRIPTIONS	1,350.00	1,350.00	290.00 (	1,060.00)	21.48	644.00
901-49500-440 STAFF TRAINING	500.00	500.00	.00 (	500.00)	.00	496.48
<b>TOTAL LOW RENT ADMINISTRATION</b>	<b>51,242.00</b>	<b>51,242.00</b>	<b>23,329.86 (</b>	<b>27,912.14)</b>	<b>45.53</b>	<b>47,308.10</b>
<u>LOW RENT TENANT SERVICES</u>						
901-49600-210 REC, PUB & OTHER SERVICES	200.00	200.00	( 759.83)	( 959.83)	( 379.92)	1,009.51
<b>TOTAL LOW RENT TENANT SERVICES</b>	<b>200.00</b>	<b>200.00</b>	<b>( 759.83)</b>	<b>( 959.83)</b>	<b>( 379.92)</b>	<b>1,009.51</b>

**CITY OF CAMBRIDGE**  
**DETAIL EXPENDITURES WITH COMPARISON TO BUDGET**  
**FOR THE 6 MONTHS ENDING JUNE 30, 2014**

**FUND 901 - LOW RENT PROGRAM-BRIDGE PARK**

	ADOPTED BUDGET	AMENDED BUDGET	YTD ACTUAL	UNUSED/ UNEARNED	% OF BUDGET	PRIOR YR YTD ACTUAL
<b>LOW RENT MAINTENANCE</b>						
901-49700-101 MAINT FT EMPLOYEES - REGULAR	38,645.00	38,645.00	19,318.79 (	19,326.21)	49.99	38,209.17
901-49700-121 PERA (EMPLOYER)	2,802.00	2,802.00	1,400.62 (	1,401.38)	49.99	2,770.05
901-49700-122 FICA/MEDICARE (EMPLOYER)	2,956.00	2,956.00	1,438.72 (	1,517.28)	48.67	2,848.59
901-49700-131 MEDICAL/DENTAL/LIFE	9,644.00	9,644.00	6,272.41 (	3,371.59)	65.04	8,449.27
901-49700-133 DEDUCTIBLE CONTRIBUTION	825.00	825.00	.00 (	825.00)	.00	825.01
901-49700-151 WORKERS' COMPENSATION PREMIUMS	2,245.00	2,245.00	1,054.61 (	1,190.39)	46.98	1,294.35
901-49700-154 HRA/FLEX FEES	.00	.00	31.14	31.14	.00	.00
901-49700-210 MATERIALS-OPER SUPPLIES	4,400.00	4,400.00	1,552.56 (	2,847.44)	35.29	3,471.97
901-49700-212 FUEL PURCHASE	200.00	200.00	23.29 (	176.71)	11.64	105.08
901-49700-304 CONTRACT COSTS	11,036.00	11,036.00	8,274.31 (	2,761.69)	74.98	11,863.49
901-49700-360 INSURANCE AND BONDS	15,000.00	15,000.00	.00 (	15,000.00)	.00	14,662.00
901-49700-370 PAYMENT IN LIEU OF TAXES	11,100.00	11,100.00	.00 (	11,100.00)	.00	11,848.00
901-49700-381 ELECTRIC UTILITIES	35,700.00	35,700.00	14,568.00 (	21,132.00)	40.81	31,221.00
901-49700-382 WATER/WASTEWATER UTILITIES	10,000.00	10,000.00	4,056.90 (	5,943.10)	40.57	8,145.39
901-49700-383 GAS UTILITIES	6,000.00	6,000.00	4,527.79 (	1,472.21)	75.46	6,453.77
901-49700-384 REFUSE HAULING	2,100.00	2,100.00	858.72 (	1,241.28)	40.89	2,047.08
901-49700-420 DEPRECIATION EXPENSE	70,000.00	70,000.00	.00 (	70,000.00)	.00	46,989.02
901-49700-430 MISCELLANEOUS & GENERAL EXP	238.00	238.00	3.53 (	234.47)	1.48	120.00
901-49700-489 OTHER CONTRACTED SERVICES	.00	.00	.00	.00	.00	212.53
901-49700-501 REPLACEMENT OF EQUIPMENT	7,000.00	7,000.00	.00 (	7,000.00)	.00	.00
901-49700-502 BETTERMENTS AND ADDITIONS	.00	.00	3,708.00	3,708.00	.00	6,806.92
<b>TOTAL LOW RENT MAINTENANCE</b>	<b>229,891.00</b>	<b>229,891.00</b>	<b>67,089.39 (</b>	<b>162,801.61)</b>	<b>29.18</b>	<b>198,142.69</b>
<b>TOTAL FUND EXPENDITURES</b>	<b>281,333.00</b>	<b>281,333.00</b>	<b>89,659.42 (</b>	<b>191,673.58)</b>	<b>31.87</b>	<b>246,460.30</b>
<b>NET REVENUES OVER EXPENDITURES</b>	<b>.00</b>	<b>.00</b>	<b>25,791.39</b>	<b>357,555.77</b>		



# CITY OF CAMBRIDGE

BALANCE SHEET

JUNE 30, 2014

## FUND 902 - SECTION 8 VOUCHERS PROGRAM

### ASSETS

902-10100	CASH AND INVESTMENTS	( 2,131.82 )	
902-10200	EDA OPERATING ACCT-SECTION 8	49,773.04	
902-16450	FURN, EQUIP, MACH-ADMIN	4,475.39	
902-16460	ACCUM DEPREC-FURN,EQUIP- ADMIN	( 4,475.39 )	
	TOTAL ASSETS		<u>47,641.22</u>

### LIABILITIES AND EQUITY

#### LIABILITIES

902-20100	AP ALLOCATED TO OTHER FUNDS	<u>475.27</u>	
	TOTAL LIABILITIES		475.27

#### FUND EQUITY

902-27200	UNRESTRICTED NET ASSETS	45,369.47	
	REVENUE OVER EXPENDITURES - YTD	<u>1,796.48</u>	
	TOTAL FUND EQUITY		<u>47,165.95</u>
	TOTAL LIABILITIES AND EQUITY		<u>47,641.22</u>

**CITY OF CAMBRIDGE**  
**DETAIL REVENUES WITH COMPARISON TO BUDGET**  
**FOR THE 6 MONTHS ENDING JUNE 30, 2014**

**FUND 902 - SECTION 8 VOUCHERS PROGRAM**

	ADOPTED BUDGET	AMENDED BUDGET	YTD ACTUAL	UNUSED/ UNEARNED	% OF BUDGET	PRIOR YR YTD ACTUAL
<u>INTERGOVERNMENTAL REVENUES</u>						
902-33160 A.C. EARNED SECTION 8	45,374.00	45,374.00	20,570.00	24,804.00	45.33	35,384.00
<b>TOTAL INTERGOVERNMENTAL REVENUES</b>	<b>45,374.00</b>	<b>45,374.00</b>	<b>20,570.00</b>	<b>24,804.00</b>	<b>45.33</b>	<b>35,384.00</b>
<u>RENTAL INCOME</u>						
902-35000 PORTABLE ADMIN FEE	17,374.00	17,374.00	12,522.70	4,851.30	72.08	24,955.15
902-35100 FRAUD RECOVERY INCOME	.00	.00	923.00	( 923.00 )	.00	931.50
<b>TOTAL RENTAL INCOME</b>	<b>17,374.00</b>	<b>17,374.00</b>	<b>13,445.70</b>	<b>3,928.30</b>	<b>77.39</b>	<b>25,886.65</b>
<u>INTEREST</u>						
902-36210 INTEREST EARNINGS-ADMIN FUNDS	.00	.00	24.99	( 24.99 )	.00	52.71
<b>TOTAL INTEREST</b>	<b>.00</b>	<b>.00</b>	<b>24.99</b>	<b>( 24.99 )</b>	<b>.00</b>	<b>52.71</b>
<u>OTHER FINANCING SOURCES</u>						
902-39203 TRANSFERS FROM OTHER FUNDS	4,700.00	4,700.00	.00	4,700.00	.00	.00
<b>TOTAL OTHER FINANCING SOURCES</b>	<b>4,700.00</b>	<b>4,700.00</b>	<b>.00</b>	<b>4,700.00</b>	<b>.00</b>	<b>.00</b>
<b>TOTAL FUND REVENUE</b>	<b>67,448.00</b>	<b>67,448.00</b>	<b>34,040.69</b>	<b>33,407.31</b>	<b>50.47</b>	<b>61,323.36</b>

**CITY OF CAMBRIDGE**  
**DETAIL EXPENDITURES WITH COMPARISON TO BUDGET**  
**FOR THE 6 MONTHS ENDING JUNE 30, 2014**

**FUND 902 - SECTION 8 VOUCHERS PROGRAM**

	ADOPTED BUDGET	AMENDED BUDGET	YTD ACTUAL	UNUSED/ UNEARNED	% OF BUDGET	PRIOR YR YTD ACTUAL
<b>SECT 8 ADMINISTRATIVE</b>						
902-49500-101 ADMIN FULL-TIME EMP - REGULAR	29,202.00	29,202.00	14,142.77 (	15,059.23 )	48.43	30,489.89
902-49500-121 PERA (EMPLOYER)	2,117.00	2,117.00	1,025.29 (	1,091.71 )	48.43	2,191.62
902-49500-122 FICA/MEDICARE (EMPLOYER)	2,234.00	2,234.00	1,081.91 (	1,152.09 )	48.43	2,312.52
902-49500-131 MEDICAL/DENTAL/LIFE	52.00	52.00	8.64 (	43.36 )	16.62	22.68
902-49500-151 WORKERS' COMPENSATION PREMIUMS	267.00	267.00	106.11 (	160.89 )	39.74	158.35
902-49500-201 OFFICE SUPPLIES	1,500.00	1,500.00	1,329.66 (	170.34 )	88.64	1,026.43
902-49500-304 LEGAL FEES	250.00	250.00	.00 (	250.00 )	.00	50.00
902-49500-306 AUDIT FEES	3,000.00	3,000.00	3,000.00	.00	100.00	2,400.00
902-49500-313 MARCO IT MGMT & BACKUP	.00	.00	438.00	438.00	.00	.00
902-49500-321 TELEPHONE	2,200.00	2,200.00	696.99 (	1,503.01 )	31.68	1,920.42
902-49500-322 POSTAGE	800.00	800.00	164.50 (	635.50 )	20.56	506.22
902-49500-331 TRAVEL/MEALS/LODGING	450.00	450.00	277.20 (	172.80 )	61.60	758.03
902-49500-340 ADVERTISING	188.00	188.00	.00 (	188.00 )	.00	110.70
902-49500-409 LICENSE & SUPPORT CONTRACT	1,500.00	1,500.00	.00 (	1,500.00 )	.00	1,427.50
902-49500-413 RENTALS - OFFICE EQUIPMENT	3,000.00	3,000.00	278.87 (	2,721.13 )	9.30	246.59
902-49500-433 DUES AND SUBSCRIPTIONS	1,350.00	1,350.00	190.00 (	1,160.00 )	14.07	622.50
902-49500-440 STAFF TRAINING	300.00	300.00	.00 (	300.00 )	.00	300.00
<b>TOTAL SECT 8 ADMINISTRATIVE</b>	<b>48,410.00</b>	<b>48,410.00</b>	<b>22,739.94 (</b>	<b>25,670.06 )</b>	<b>46.97</b>	<b>44,543.45</b>
<b>SECT 8 MAINTENANCE</b>						
902-49700-101 INSPECT FULL-TIME EMP- REGULAR	12,882.00	12,882.00	6,439.61 (	6,442.39 )	49.99	12,736.43
902-49700-121 PERA (EMPLOYER)	934.00	934.00	466.85 (	467.15 )	49.98	923.49
902-49700-122 FICA/MEDICARE (EMPLOYER)	985.00	985.00	479.59 (	505.41 )	48.69	949.45
902-49700-131 MEDICAL/DENTAL/LIFE	3,215.00	3,215.00	2,318.52 (	896.48 )	72.12	3,249.54
902-49700-133 INSURANCE DEDUCTIBLE	275.00	275.00	.00 (	275.00 )	.00	274.99
902-49700-151 WORKERS' COMPENSATION PREMIUMS	747.00	747.00	351.53 (	395.47 )	47.06	432.52
902-49700-154 HRA/FLEX FEES	.00	.00	11.53	11.53	.00	.00
<b>TOTAL SECT 8 MAINTENANCE</b>	<b>19,038.00</b>	<b>19,038.00</b>	<b>10,067.63 (</b>	<b>8,970.37 )</b>	<b>52.88</b>	<b>18,566.42</b>
<b>HAP OCCUPIED UNITS</b>						
902-49775-373 HAP-PORTABLE RECEIVING	.00	.00	181,393.00	181,393.00	.00	344,784.00
902-49775-374 HAP-PORTABLE RECEIV REIMB	.00	.00	( 181,956.36 )	( 181,956.36 )	.00	( 344,784.00 )
902-49775-376 URP PORT REC	.00	.00	1,731.00	1,731.00	.00	3,522.00
902-49775-378 PORT REC URP REIMB	.00	.00	( 1,731.00 )	( 1,731.00 )	.00	( 3,522.00 )
<b>TOTAL HAP OCCUPIED UNITS</b>	<b>.00</b>	<b>.00</b>	<b>( 563.36 )</b>	<b>( 563.36 )</b>	<b>.00</b>	<b>.00</b>
<b>TOTAL FUND EXPENDITURES</b>	<b>67,448.00</b>	<b>67,448.00</b>	<b>32,244.21 (</b>	<b>35,203.79 )</b>	<b>47.81</b>	<b>63,109.87</b>

**CITY OF CAMBRIDGE**  
 DETAIL EXPENDITURES WITH COMPARISON TO BUDGET  
 FOR THE 6 MONTHS ENDING JUNE 30, 2014

**FUND 902 - SECTION 8 VOUCHERS PROGRAM**

	ADOPTED BUDGET	AMENDED BUDGET	YTD ACTUAL	UNUSED/ YTD ACTUAL
NET REVENUES OVER EXPENDITURES	.00	.00	1,796.48	68,611.10

# CITY OF CAMBRIDGE

BALANCE SHEET

JUNE 30, 2014

## FUND 903 - HOUSING-OTHER BUS ACTIVITIES

### ASSETS

903-10100	CASH AND INVESTMENTS	( 737.18 )	
903-10102	INVESTMENTS--PBC	258,860.23	
903-10200	EDA HOUSING DIV OPERATING CASH	57,721.62	
		<hr/>	
	TOTAL ASSETS		<u>315,844.67</u>

### LIABILITIES AND EQUITY

#### LIABILITIES

903-20100	AP ALLOCATED TO OTHER FUNDS	308.25	
903-22200	DEFERRED REVENUE	533.42	
903-23000	MHFA FUNDING-UNEARNED	466.00	
903-23001	MHFA FUNDING CHISAGO UNEARNED	800.00	
903-23004	DEF REV-ADDITION 7E MENTAL HEA	238.00	
		<hr/>	
	TOTAL LIABILITIES		2,345.67

#### FUND EQUITY

903-27200	UNRESTRICTED NET ASSETS	302,075.77	
	REVENUE OVER EXPENDITURES - YTD	11,423.23	
		<hr/>	
	TOTAL FUND EQUITY		<u>313,499.00</u>
			<hr/>
	TOTAL LIABILITIES AND EQUITY		<u>315,844.67</u>

**CITY OF CAMBRIDGE**  
**DETAIL REVENUES WITH COMPARISON TO BUDGET**  
**FOR THE 6 MONTHS ENDING JUNE 30, 2014**

**FUND 903 - HOUSING-OTHER BUS ACTIVITIES**

	ADOPTED BUDGET	AMENDED BUDGET	YTD ACTUAL	UNUSED/ UNEARNED	% OF BUDGET	PRIOR YR YTD ACTUAL
<u>INTERGOVERNMENTAL REVENUES</u>						
903-33410 HAP FEES EARNED MHFA	85,000.00	85,000.00	49,205.00	35,795.00	57.89	115,460.00
903-33440 HAP REGION 7E	.00	.00	.00	.00	.00	4,873.73
<b>TOTAL INTERGOVERNMENTAL REVENUES</b>	<b>85,000.00</b>	<b>85,000.00</b>	<b>49,205.00</b>	<b>35,795.00</b>	<b>57.89</b>	<b>120,333.73</b>
<u>CHARGES FOR SERVICES</u>						
903-35010 ADMIN FEES MHFA	8,000.00	8,000.00	5,120.00	2,880.00	64.00	11,080.00
903-35510 REGION 7E ADMIN FEES	.00	.00	.00	.00	.00	600.00
<b>TOTAL CHARGES FOR SERVICES</b>	<b>8,000.00</b>	<b>8,000.00</b>	<b>5,120.00</b>	<b>2,880.00</b>	<b>64.00</b>	<b>11,680.00</b>
<u>INTEREST &amp; MISC INCOME</u>						
903-36200 MISCELLANEOUS INCOME	.00	.00	.00	.00	.00	160.00
903-36210 INTEREST EARNINGS	1,000.00	1,000.00	797.65	202.35	79.76	1,570.59
<b>TOTAL INTEREST &amp; MISC INCOME</b>	<b>1,000.00</b>	<b>1,000.00</b>	<b>797.65</b>	<b>202.35</b>	<b>79.76</b>	<b>1,730.59</b>
<u>INTERGOVERNMENTAL REVENUES</u>						
903-37220 TOWER TERRACE DISTRIBUTION	15,000.00	15,000.00	13,143.75	1,856.25	87.62	14,906.75
<b>TOTAL INTERGOVERNMENTAL REVENUES</b>	<b>15,000.00</b>	<b>15,000.00</b>	<b>13,143.75</b>	<b>1,856.25</b>	<b>87.62</b>	<b>14,906.75</b>
<b>TOTAL FUND REVENUE</b>	<b>109,000.00</b>	<b>109,000.00</b>	<b>68,266.40</b>	<b>40,733.60</b>	<b>62.63</b>	<b>148,651.07</b>

**CITY OF CAMBRIDGE**  
**DETAIL EXPENDITURES WITH COMPARISON TO BUDGET**  
**FOR THE 6 MONTHS ENDING JUNE 30, 2014**

**FUND 903 - HOUSING-OTHER BUS ACTIVITIES**

	ADOPTED BUDGET	AMENDED BUDGET	YTD ACTUAL	UNUSED/ UNEARNED	% OF BUDGET	PRIOR YR YTD ACTUAL
<u>OTHER HOUSING BUS ACTIV-ADMIN</u>						
903-49500-201 OFFICE SUPPLY	.00	.00	16.00	16.00	.00	.00
903-49500-322 POSTAGE	.00	.00	.00	.00	.00	12.22
903-49500-331 TRAVEL/MEALS/LODGING	.00	.00	432.80	432.80	.00	326.84
903-49500-409 LICENSE & SUPPORT CONTRACT	1,038.00	1,038.00	.00 (	1,038.00)	.00	.00
903-49500-433 DUES AND SUBSCRIPTIONS	500.00	500.00	.00 (	500.00)	.00	.00
903-49500-720 TRANSFERSOUT	22,462.00	22,462.00	.00 (	22,462.00)	.00	.00
<b>TOTAL OTHER HOUSING BUS ACTIV-ADMIN</b>	<b>24,000.00</b>	<b>24,000.00</b>	<b>448.80 (</b>	<b>23,551.20)</b>	<b>1.87</b>	<b>339.06</b>
<u>OTHER HOUSING BUS ACTIV-MAINT</u>						
903-49700-101 MAINT FT EMPLOYEES - REGULAR	.00	10,166.00	4,453.81 (	5,712.19)	43.81	.00
903-49700-121 PERA (EMPLOYER)	.00	737.00	339.00 (	398.00)	46.00	.00
903-49700-122 FICA/MEDICARE (EMPLOYER)	.00	778.00	345.68 (	432.32)	44.43	.00
903-49700-131 MEDICAL/DENTAL/LIFE	.00	2,797.00	1,746.50 (	1,050.50)	62.44	.00
903-49700-133 DEDUCTIBLE CONTRIBUTION	.00	275.00	.00 (	275.00)	.00	.00
903-49700-151 WORKERS' COMPENSATION PREMIUMS	.00	591.00	304.38 (	286.62)	51.50	.00
<b>TOTAL OTHER HOUSING BUS ACTIV-MAINT</b>	<b>.00</b>	<b>15,344.00</b>	<b>7,189.37 (</b>	<b>8,154.63)</b>	<b>46.85</b>	<b>.00</b>
<u>HOUSING ASSISTANCE PROGRAMS</u>						
903-49775-370 HAP-MHFA	85,000.00	85,000.00	49,205.00 (	35,795.00)	57.89	115,399.00
903-49775-373 HAP REGION 7E	.00	.00	.00	.00	.00	4,873.73
<b>TOTAL HOUSING ASSISTANCE PROGRAMS</b>	<b>85,000.00</b>	<b>85,000.00</b>	<b>49,205.00 (</b>	<b>35,795.00)</b>	<b>57.89</b>	<b>120,272.73</b>
<b>TOTAL FUND EXPENDITURES</b>	<b>109,000.00</b>	<b>124,344.00</b>	<b>56,843.17 (</b>	<b>67,500.83)</b>	<b>45.71</b>	<b>120,611.79</b>
<b>NET REVENUES OVER EXPENDITURES</b>	<b>.00 (</b>	<b>15,344.00)</b>	<b>11,423.23</b>	<b>108,234.43</b>		

# CITY OF CAMBRIDGE

BALANCE SHEET

JUNE 30, 2014

## FUND 904 - CAPITAL FUND PROGRAM-HUD

### ASSETS

904-10200	EDA OPERATING ACCOUNT-CAPITAL	<u>37,715.00</u>	
	TOTAL ASSETS		<u><u>37,715.00</u></u>

### LIABILITIES AND EQUITY

#### FUND EQUITY

	REVENUE OVER EXPENDITURES - YTD	<u>37,715.00</u>	
	TOTAL FUND EQUITY		<u><u>37,715.00</u></u>
	TOTAL LIABILITIES AND EQUITY		<u><u>37,715.00</u></u>



**CITY OF CAMBRIDGE**  
**DETAIL REVENUES WITH COMPARISON TO BUDGET**  
**FOR THE 6 MONTHS ENDING JUNE 30, 2014**

**FUND 904 - CAPITAL FUND PROGRAM-HUD**

		ADOPTED BUDGET	AMENDED BUDGET	YTD ACTUAL	UNUSED/ UNEARNED	% OF BUDGET	PRIOR YR YTD ACTUAL
<u>INTERGOVERNMENTAL REVENUES</u>							
904-33160	HUD CAPITAL GRANTS	.00	.00	37,715.00	( 37,715.00 )	.00	27,209.07
	TOTAL INTERGOVERNMENTAL REVENUES	.00	.00	37,715.00	( 37,715.00 )	.00	27,209.07
	TOTAL FUND REVENUE	.00	.00	37,715.00	( 37,715.00 )	.00	27,209.07

**CITY OF CAMBRIDGE**  
**DETAIL EXPENDITURES WITH COMPARISON TO BUDGET**  
**FOR THE 6 MONTHS ENDING JUNE 30, 2014**

**FUND 904 - CAPITAL FUND PROGRAM-HUD**

	ADOPTED BUDGET	AMENDED BUDGET	YTD ACTUAL	UNUSED/ UNEARNED	% OF BUDGET	PRIOR YR YTD ACTUAL
<u>OTHER FINANCING USES</u>						
904-49300-720 TRANSFERS OUT	.00	.00	.00	.00	.00	27,209.07
TOTAL OTHER FINANCING USES	.00	.00	.00	.00	.00	27,209.07
TOTAL FUND EXPENDITURES	.00	.00	.00	.00	.00	27,209.07
NET REVENUES OVER EXPENDITURES	.00	.00	37,715.00	( 37,715.00)		

**CITY OF CAMBRIDGE**

BALANCE SHEET

JUNE 30, 2014

**FUND 905 - HAP SECTION 8 VOUCHERS PROGRAM**

ASSETS

905-10130	FSS-CASH WITH ESCROW AGENT	3,166.20	
905-10200	EDA OPERATING ACCT-SECTION 8	<u>3,055.64</u>	
	TOTAL ASSETS		<u><u>6,221.84</u></u>

LIABILITIES AND EQUITY

LIABILITIES

905-22000	FSS ESCROW	<u>3,166.20</u>	
	TOTAL LIABILITIES		3,166.20

FUND EQUITY

905-27200	RESTRICTED NET ASSETS-HAP	8,335.85	
	REVENUE OVER EXPENDITURES - YTD	<u>( 5,280.21 )</u>	
	TOTAL FUND EQUITY		<u><u>3,055.64</u></u>
	TOTAL LIABILITIES AND EQUITY		<u><u>6,221.84</u></u>

**CITY OF CAMBRIDGE**  
**DETAIL REVENUES WITH COMPARISON TO BUDGET**  
**FOR THE 6 MONTHS ENDING JUNE 30, 2014**

**FUND 905 - HAP SECTION 8 VOUCHERS PROGRAM**

	ADOPTED BUDGET	AMENDED BUDGET	YTD ACTUAL	UNUSED/ UNEARNED	% OF BUDGET	PRIOR YR YTD ACTUAL
<u>INTERGOVERNMENTAL REVENUES</u>						
905-33160 A.C. EARNED SECTION 8	254,626.00	254,626.00	142,979.00	111,647.00	56.15	296,265.00
<b>TOTAL INTERGOVERNMENTAL REVENUES</b>	<b>254,626.00</b>	<b>254,626.00</b>	<b>142,979.00</b>	<b>111,647.00</b>	<b>56.15</b>	<b>296,265.00</b>
<u>INTERGOVERNMENTAL REVENUES</u>						
905-35100 FRAUD RECOVERY	.00	.00	923.00 (	923.00 )	.00	931.50
905-35101 FSS FORFEITURE	.00	.00	.00	.00	.00	5,728.33
<b>TOTAL INTERGOVERNMENTAL REVENUES</b>	<b>.00</b>	<b>.00</b>	<b>923.00 (</b>	<b>923.00 )</b>	<b>.00</b>	<b>6,659.83</b>
<u>INTEREST</u>						
905-36211 HAP INTEREST INCOME	.00	.00	3.67 (	3.67 )	.00	18.11
<b>TOTAL INTEREST</b>	<b>.00</b>	<b>.00</b>	<b>3.67 (</b>	<b>3.67 )</b>	<b>.00</b>	<b>18.11</b>
<b>TOTAL FUND REVENUE</b>	<b>254,626.00</b>	<b>254,626.00</b>	<b>143,905.67</b>	<b>110,720.33</b>	<b>56.52</b>	<b>302,942.94</b>

**CITY OF CAMBRIDGE**  
**DETAIL EXPENDITURES WITH COMPARISON TO BUDGET**  
**FOR THE 6 MONTHS ENDING JUNE 30, 2014**

**FUND 905 - HAP OCCUPIED UNITS**

	ADOPTED BUDGET	AMENDED BUDGET	YTD ACTUAL	UNUSED/ UNEARNED	% OF BUDGET	PRIOR YR YTD ACTUAL
<u>HAP EXPENDITURES</u>						
905-49775-370 HAP OCCUPIED UNITS	254,626.00	254,626.00	147,503.00	( 107,123.00)	57.93	295,512.00
905-49775-371 HAP-UTILITY ALLOWANCES	.00	.00	195.00	195.00	.00	879.00
905-49775-372 HAP-PORTABLE PAYING OUT	.00	.00	488.00	488.00	.00	7,197.00
905-49775-375 FSS	.00	.00	960.00	960.00	.00	3,406.00
905-49775-377 PORT PAY OUT ADMIN FEE	.00	.00	39.88	39.88	.00	624.70
<b>TOTAL HAP EXPENDITURES</b>	<b>254,626.00</b>	<b>254,626.00</b>	<b>149,185.88</b>	<b>( 105,440.12)</b>	<b>58.59</b>	<b>307,618.70</b>
<b>TOTAL FUND EXPENDITURES</b>	<b>254,626.00</b>	<b>254,626.00</b>	<b>149,185.88</b>	<b>( 105,440.12)</b>	<b>58.59</b>	<b>307,618.70</b>
<b>NET REVENUES OVER EXPENDITURES</b>	<b>.00</b>	<b>.00</b>	<b>( 5,280.21)</b>	<b>216,160.45</b>		

**CITY OF CAMBRIDGE**  
**SUMMARY REVENUES / EXPENDITURES COMPARED TO BUDGET**  
**FOR THE 6 MONTHS ENDING JUNE 30, 2014**

**FUND 205 - EDA ADMIN FUND**

	ADOPTED BUDGET	AMENDED BUDGET	YTD ACTUAL	UNUSED/ UNEARNED	% OF BUDGET	PRIOR YR YTD ACTUAL
<b>REVENUE</b>						
INTEREST	100.00	100.00	.00	( 100.00)	.00	5,000.00
MALL OPERATING REVENUES	225,000.00	230,000.00	106,438.83	( 123,561.17)	46.28	236,587.85
TRANSFERS FROM OTHER FUNDS	.00	.00	.00	.00	.00	20,000.00
<b>TOTAL FUND REVENUE</b>	<b>225,100.00</b>	<b>230,100.00</b>	<b>106,438.83</b>	<b>( 123,661.17)</b>	<b>46.28</b>	<b>261,587.85</b>
<b>EXPENDITURES</b>						
EDA ADMINISTRATION	29,341.00	45,055.00	10,858.89	34,196.11	24.10	23,220.27
MALL OPERATING EXPENSES	139,810.00	158,810.00	137,201.54	21,608.46	86.39	130,720.52
EDA ADMINISTRATION	.00	.00	.00	.00	.00	4,580.00
<b>TOTAL EDA OPERATIONS</b>	<b>169,151.00</b>	<b>203,865.00</b>	<b>148,060.43</b>	<b>55,804.57</b>	<b>72.63</b>	<b>158,520.79</b>
<b>TOTAL FUND EXPENDITURES</b>	<b>169,151.00</b>	<b>203,865.00</b>	<b>148,060.43</b>	<b>55,804.57</b>	<b>72.63</b>	<b>158,520.79</b>
<b>NET REVENUE OVER EXPENDITURES</b>	<b>55,949.00</b>	<b>26,235.00</b>	<b>( 41,621.60)</b>	<b>( 179,465.74)</b>		

**CITY OF CAMBRIDGE**  
**DETAIL REVENUES WITH COMPARISON TO BUDGET**  
**FOR THE 6 MONTHS ENDING JUNE 30, 2014**

**FUND 205 - EDA ADMIN FUND**

	ADOPTED BUDGET	AMENDED BUDGET	YTD ACTUAL	UNUSED/ UNEARNED	% OF BUDGET	PRIOR YR YTD ACTUAL
<u>INTEREST</u>						
205-36210 INTEREST EARNINGS	100.00	100.00	.00	100.00	.00	.00
205-36230 DONATIONS	.00	.00	.00	.00	.00	5,000.00
<b>TOTAL INTEREST</b>	<b>100.00</b>	<b>100.00</b>	<b>.00</b>	<b>100.00</b>	<b>.00</b>	<b>5,000.00</b>
<u>MALL OPERATING REVENUES</u>						
205-37200 MISCELLANEOUS	.00	.00	81.70 (	81.70 )	.00	74.35
205-37220 RENTAL FEES	225,000.00	230,000.00	106,357.13	123,642.87	46.24	236,513.50
<b>TOTAL MALL OPERATING REVENUES</b>	<b>225,000.00</b>	<b>230,000.00</b>	<b>106,438.83</b>	<b>123,561.17</b>	<b>46.28</b>	<b>236,587.85</b>
<u>TRANSFERS FROM OTHER FUNDS</u>						
205-39203 TRANSFERS FROM OTHER FUNDS	.00	.00	.00	.00	.00	20,000.00
<b>TOTAL TRANSFERS FROM OTHER FUNDS</b>	<b>.00</b>	<b>.00</b>	<b>.00</b>	<b>.00</b>	<b>.00</b>	<b>20,000.00</b>
<b>TOTAL FUND REVENUE</b>	<b>225,100.00</b>	<b>230,100.00</b>	<b>106,438.83</b>	<b>123,661.17</b>	<b>46.26</b>	<b>261,587.85</b>

**CITY OF CAMBRIDGE**  
**DETAIL EXPENDITURES WITH COMPARISON TO BUDGET**  
**FOR THE 6 MONTHS ENDING JUNE 30, 2014**

**FUND 205 - EDA ADMIN FUND**

	ADOPTED BUDGET	AMENDED BUDGET	YTD ACTUAL	UNUSED/ UNEARNED	% OF BUDGET	PRIOR YR YTD ACTUAL
<b>EDA ADMINISTRATION</b>						
<i>PERSONAL SERVICES</i>						
205-41930-112 EDA MEETING PAYMENTS	2,500.00	2,500.00	490.00 (	2,010.00)	19.60	595.00
205-41930-122 FICA/MEDICARE (EMPLOYER)	191.00	191.00	37.51 (	153.49)	19.84	45.54
<b>TOTAL PERSONAL SERVICES</b>	<b>2,691.00</b>	<b>2,691.00</b>	<b>527.51 (</b>	<b>2,163.49)</b>	<b>19.60</b>	<b>640.54</b>
<i>SUPPLIES</i>						
205-41930-201 OFFICE SUPPLIES	.00	.00	.00	.00	.00	41.67
205-41930-212 GASOLINE/FUEL/LUBRICANTS	.00	.00	.00	.00	.00	24.42
<b>TOTAL SUPPLIES</b>	<b>.00</b>	<b>.00</b>	<b>.00</b>	<b>.00</b>	<b>.00</b>	<b>66.09</b>
<i>OTHER SERVICES &amp; CHARGES</i>						
205-41930-304 MISC PROFESSIONAL SERVICES	5,000.00	5,000.00	.00 (	5,000.00)	.00	3,916.56
205-41930-331 TRAVEL/MEALS/LODGING	750.00	750.00	112.97 (	637.03)	15.06	108.99
205-41930-334 MILEAGE REIMBURSEMENT	250.00	250.00	147.84 (	102.16)	59.14	.00
205-41930-351 LEGAL NOTICES/ORD PUB	200.00	200.00	.00 (	200.00)	.00	.00
205-41930-360 INSURANCE AND BONDS	2,800.00	2,800.00	.00 (	2,800.00)	.00	1,570.19
<b>TOTAL OTHER SERVICES &amp; CHARGES</b>	<b>9,000.00</b>	<b>9,000.00</b>	<b>260.81 (</b>	<b>8,739.19)</b>	<b>2.90</b>	<b>5,595.74</b>
<i>MISCELLANEOUS</i>						
205-41930-433 DUES AND SUBSCRIPTIONS	2,000.00	2,000.00	250.00 (	1,750.00)	12.50	.00
205-41930-440 SCHOOLS & MEETINGS	2,050.00	2,050.00	893.00 (	1,157.00)	43.56	1,358.50
205-41930-485 PROPERTY TAXES	.00	.00	.00	.00	.00	3,630.00
205-41930-488 DOWNTOWN TASK FORCE	.00	10,000.00	50.00 (	9,950.00)	.50	.00
205-41930-489 IND PARK MARKETING	13,600.00	19,314.00	8,877.57 (	10,436.43)	45.96	11,929.40
<b>TOTAL MISCELLANEOUS</b>	<b>17,650.00</b>	<b>33,364.00</b>	<b>10,070.57 (</b>	<b>23,293.43)</b>	<b>30.18</b>	<b>16,917.90</b>
<b>TOTAL EDA ADMINISTRATION</b>	<b>29,341.00</b>	<b>45,055.00</b>	<b>10,858.89 (</b>	<b>34,196.11)</b>	<b>24.10</b>	<b>23,220.27</b>
<b>MALL OPERATING EXPENSES</b>						
<i>PERSONAL SERVICES</i>						
205-47000-101 FULL-TIME EMPLOYEES - REGULAR	.00	20,333.00	8,907.59 (	11,425.41)	43.81	.00
205-47000-102 FULL-TIME EMPLOYEES - OVERTIME	.00	500.00	.00 (	500.00)	.00	.00
205-47000-121 PERA (EMPLOYER)	.00	1,510.00	678.06 (	831.94)	44.90	.00
205-47000-122 FICA/MEDICARE (EMPLOYER)	.00	1,594.00	691.61 (	902.39)	43.39	.00
205-47000-131 MEDICAL/DENTAL/LIFE	.00	5,594.00	3,513.50 (	2,080.50)	62.81	.00
205-47000-133 DEDUCTIBLE CONTRIBUTION	.00	550.00	.00 (	550.00)	.00	.00
205-47000-151 WORKERS' COMPENSATION PREMIUMS	.00	1,181.00	608.75 (	572.25)	51.55	.00
205-47000-154 HRA/FLEX FEES	.00	50.00	20.75 (	29.25)	41.50	.00
<b>TOTAL PERSONAL SERVICES</b>	<b>.00</b>	<b>31,312.00</b>	<b>14,420.26 (</b>	<b>16,891.74)</b>	<b>46.05</b>	<b>.00</b>



**CITY OF CAMBRIDGE**  
**DETAIL EXPENDITURES WITH COMPARISON TO BUDGET**  
**FOR THE 6 MONTHS ENDING JUNE 30, 2014**

**FUND 205 - EDA ADMIN FUND**

	ADOPTED BUDGET	AMENDED BUDGET	YTD ACTUAL	UNUSED/ UNEARNED	% OF BUDGET	PRIOR YR YTD ACTUAL
<i>SUPPLIES</i>						
205-47000-211 MISC OPERATING SERVICES	.00	.00	126.76	126.76	.00	.00
205-47000-212 GASOLINE/FUEL	.00	.00	39.29	39.29	.00	.00
205-47000-221 REPAIRS & MAINTENANCE SUPPLIES	7,000.00	7,000.00	7,760.25	760.25	110.86	11,881.42
<b>TOTAL SUPPLIES</b>	<b>7,000.00</b>	<b>7,000.00</b>	<b>7,926.30</b>	<b>926.30</b>	<b>113.23</b>	<b>11,881.42</b>
<i>OTHER SERVICES &amp; CHARGES</i>						
205-47000-321 TELEPHONE/CELLULAR PHONES	1,600.00	1,600.00	658.32 (	941.68 )	41.15	1,282.40
205-47000-360 INSURANCE AND BONDS	7,000.00	7,000.00	.00 (	7,000.00 )	.00	7,568.43
205-47000-381 ELECTRIC UTILITIES	23,010.00	20,898.00	6,437.80 (	14,460.20 )	30.81	17,648.93
205-47000-382 WATER/WASTEWATER UTILITIES	5,700.00	5,200.00	2,298.76 (	2,901.24 )	44.21	4,732.98
205-47000-383 GAS UTILITIES	6,000.00	5,000.00	2,996.53 (	2,003.47 )	59.93	4,196.69
205-47000-384 REFUSE HAULING	4,500.00	4,500.00	1,893.82 (	2,606.18 )	42.08	4,412.29
<b>TOTAL OTHER SERVICES &amp; CHARGES</b>	<b>47,810.00</b>	<b>44,198.00</b>	<b>14,285.23 (</b>	<b>29,912.77 )</b>	<b>32.32</b>	<b>39,821.72</b>
<i>MISCELLANEOUS</i>						
205-47000-401 REP & MAINT-BLDG/STRUCTURES	5,200.00	2,500.00	.00 (	2,500.00 )	.00	198.17
205-47000-413 BNSF PARKING LOT LEASE	800.00	800.00	737.19 (	62.81 )	92.15	724.73
205-47000-489 OTHER CONTRACTED SERVICES	29,000.00	9,000.00	7,895.61 (	1,104.39 )	87.73	28,094.48
205-47000-490 MALL CAP FUND CONTRIBUTION	50,000.00	50,000.00	.00 (	50,000.00 )	.00	50,000.00
205-47000-496 MALL CAPITAL EQUIPMENT	.00	14,000.00	10,087.52 (	3,912.48 )	72.05	.00
205-47000-497 SENIOR CENTER TENANT BUILDOUT	.00	.00	81,849.43	81,849.43	.00	.00
<b>TOTAL MISCELLANEOUS</b>	<b>85,000.00</b>	<b>76,300.00</b>	<b>100,569.75</b>	<b>24,269.75</b>	<b>131.81</b>	<b>79,017.38</b>
<b>TOTAL MALL OPERATING EXPENSES</b>	<b>139,810.00</b>	<b>158,810.00</b>	<b>137,201.54 (</b>	<b>21,608.46 )</b>	<b>86.39</b>	<b>130,720.52</b>
<b>EDA ADMINISTRATION</b>						
<i>PERSONAL SERVICES</i>						
205-49300-720 TRANSFERS OUT - OPER TRANSFERS	.00	.00	.00	.00	.00	4,580.00
<b>TOTAL PERSONAL SERVICES</b>	<b>.00</b>	<b>.00</b>	<b>.00</b>	<b>.00</b>	<b>.00</b>	<b>4,580.00</b>
<b>TOTAL EDA ADMINISTRATION</b>	<b>.00</b>	<b>.00</b>	<b>.00</b>	<b>.00</b>	<b>.00</b>	<b>4,580.00</b>
<b>TOTAL FUND EXPENDITURES</b>	<b>169,151.00</b>	<b>203,865.00</b>	<b>148,060.43 (</b>	<b>55,804.57 )</b>	<b>72.83</b>	<b>158,520.79</b>
<b>NET REVENUES OVER EXPENDITURES</b>	<b>55,949.00</b>	<b>26,235.00 (</b>	<b>41,621.60 )</b>	<b>179,465.74</b>	<b>63.03</b>	<b>103,067.06</b>


Moe stated staff approached the Mora HRA about taking the Bridges program as well but at this time, they are not interested since they have no experience administering the program. Moe stated Cambridge EDA staff contacted Carrie Marsh from Minnesota Housing Finance Agency to determine other options for administration of the Bridges Program and she is going to contact Gary Travis from DHS and they will explore a creative solution in keeping the vouchers in the area. Moe stated they hope to have everything figured out by February when the new RFP comes out. Moe stated staff told her the Cambridge EDA will continue administering the program until this biennium's funding runs out on June 30, 2015 and staff expects that before the grant expires, a new plan for administration of the Bridges Program will be in place.

Palmer stated she feels they are going backwards but confirmed with Moe if it doesn't work out, staff will bring this back to the EDA. Moe stated there will be proper language written in the agreement allowing the City to discontinue using the Mora HRA. Palmer stated she expects the services to remain the same.

Lewis moved, seconded by Caulk to authorize staff to prepare an agreement for administration of Section 8 vouchers by the Mora HRA subject to final agreement by the Mora HRA Board and by Cambridge EDA Board. Motion passed 4/0. Moe noted the agreement should be on the September 2, 2014 EDA agenda.

#### **Adjournment**

Caulk moved, seconded by Lewis, to adjourn the meeting at 5:40 p.m. The motion passed unanimously.

  
\_\_\_\_\_  
Lisa Iverson, President

ATTEST:

  
\_\_\_\_\_  
Lynda J. Woulfe, Executive Director

Time: 11:51:55

## Check Register Detail Report

Cambridge

From: 06/01/2014 To: 06/26/2014

336,070.96

Date	Ref Num	Payee/Split Detail	Pmt/Dep	Amount	Balance	Memo
06/01/2014	000043	Isanti Housing Associates LP 4715.1 Hap - Occupied Unit	Payment 531.00	531.00	335,539.96	June Hap Johnston, Shaylee
06/01/2014	000043	Sunrise Court Apartments 4715.1 Hap - Occupied Unit	Payment 176.00	176.00	335,363.96	June Hap Mullens, Darice R
06/01/2014	000043	Eliot Avenue Apartments LLC 4715.1 Hap - Occupied Unit	Payment 109.00	109.00	335,254.96	June Hap Erickson, Todd
06/01/2014	000043	Chen Liu 4715.1 Hap - Occupied Unit 4715.1 Hap - Occupied Unit 4715.1 Hap - Occupied Unit 4715.1 Hap - Occupied Unit	Payment 340.00 270.00 604.00 447.00	1,661.00	333,593.96	June Hap Paquette, Laurie Schulz, Cynthia J Voss, Breana Schug, Brenda Kay
06/01/2014	000043	John Maher 4715.1 Hap - Occupied Unit	Payment 198.00	198.00	333,395.96	June Hap Diers, Scott A
06/01/2014	000043	Richard Berget 4715.1 Hap - Occupied Unit	Payment 167.00	167.00	333,228.96	June Hap Tschida, Joyce
06/01/2014	000043	Ramon Salgado 4715.1 Hap - Occupied Unit	Payment 237.00	237.00	332,991.96	June Hap Walkama, Danielle K
06/01/2014	000043	Bungalows of Chisago LLC 4715.1 Hap - Occupied Unit 4715.1 Hap - Occupied Unit	Payment 334.00 392.00	726.00	332,265.96	June Hap Cross, Grace Wilms, Monica
06/01/2014	000043	Dudley Peno 4715.1 Hap - Occupied Unit	Payment 617.00	617.00	331,648.96	June Hap Mains, Kimberly A
06/01/2014	000043	William Francisco 4715.1 Hap - Occupied Unit	Payment 384.00	384.00	331,264.96	June Hap Griffin, Deena M
06/01/2014	000043	Aaron Jordan 4715.1 Hap - Occupied Unit	Payment 321.00	321.00	330,943.96	June Hap Aadland, Ashley
06/01/2014	000043	DJ Properties of Stanchfield, LLC 4715.1 Hap - Occupied Unit	Payment 664.00	664.00	330,279.96	June Hap Nicholas, Judith Evelyn
06/01/2014	000043	Calhoun Apartments 4715.1 Hap - Occupied Unit 4715.1 Hap - Occupied Unit	Payment 330.00 291.00	621.00	329,658.96	June Hap Lessman, Bobbie Arneberg, Danielle M
06/01/2014	000043	Calhoun Apartments 4715.1 Hap - Occupied Unit	Payment 329.00	329.00	329,329.96	June Hap Deiman, Antoinette
06/01/2014	000043	Franconia Associates 4715.1 Hap - Occupied Unit	Payment 224.00	224.00	329,105.96	June Hap Wallace, Lynnell
06/01/2014	000043	Thomas Hinz 4715.1 Hap - Occupied Unit	Payment 804.00	804.00	328,301.96	June Hap Renspe, Alicia M

Time: 11:51:55

## Check Register Detail Report

Cambridge

From: 06/01/2014 To: 06/26/2014

Date	Ref Num	Payee/Split Detail	Pmt/Dep	Amount	Balance	Memo
06/01/2014	000044	Cambridge Square Associates LP	Payment	2,417.00	325,884.96	June Hap
		4715.1 Hap - Occupied Unit	367.00			Longley, Christine A
		4715.1 Hap - Occupied Unit	508.00			Puffer, Michelle
		4715.1 Hap - Occupied Unit	533.00			Falvey, Deborah
		4715.9 Hap - Portable Receiving	322.00			Erickson, James P
		4715.9 Hap - Portable Receiving	687.00			Schibilla, Jamie
06/01/2014	000044	Isanti Housing Associates LP	Payment	929.00	324,955.96	June Hap
		4715.1 Hap - Occupied Unit	387.00			Alexander, Cindy S
		4715.9 Hap - Portable Receiving	542.00			Washington, Katherine L
06/01/2014	000044	Steve Baker	Payment	536.00	324,419.96	June Hap
		4715.9 Hap - Portable Receiving	536.00			Rogalski, Lisa E
06/01/2014	000044	Sunrise Court Apartments	Payment	1,537.00	322,882.96	June Hap
		4715.1 Hap - Occupied Unit	559.00			Simons, Lori J
		4715.9 Hap - Portable Receiving	498.00			Johnson, Richard D
		4715.1 Hap - Occupied Unit	480.00			Kubes, Kevin P
06/01/2014	000044	Eliot Avenue Apartments LLC	Payment	1,064.00	321,818.96	June Hap
		4715.9 Hap - Portable Receiving	515.00			Grabau, Jill
		4715.9 Hap - Portable Receiving	549.00			Eickstadt, Cheryl
06/01/2014	000044	Tower Terrace Limited Partnership	Payment	2,490.00	319,328.96	June Hap
		4715.9 Hap - Portable Receiving	427.00			Rohr, Russell
		4715.9 Hap - Portable Receiving	553.00			Holland, Kathleen
		4715.1 Hap - Occupied Unit	273.00			Dmytryszyn, Chad J
		4715.9 Hap - Portable Receiving	686.00			Koenig, Lance L
		4715.9 Hap - Portable Receiving	551.00			Jenson, Cheryl
06/01/2014	000044	Loral Myers	Payment	281.00	319,047.96	June Hap
		4715.1 Hap - Occupied Unit	281.00			Myers, Kyle C
06/01/2014	000044	Chen Liu	Payment	4,350.00	314,697.96	June Hap
		4715.1 Hap - Occupied Unit	579.00			Schaefer, Mike E
		4715.9 Hap - Portable Receiving	555.00			Radke, Suzanne
		4715.1 Hap - Occupied Unit	457.00			Paquette, JoAnn
		4715.9 Hap - Portable Receiving	976.00			Troupe, Michael E
		4715.1 Hap - Occupied Unit	555.00			Banaszak, David
		4715.9 Hap - Portable Receiving	654.00			Raasch, Alicia
		4715.9 Hap - Portable Receiving	574.00			Hjelmhaug, Karen E
06/01/2014	000044	Kestrel Meadows Townhomes	Payment	1,240.00	313,457.96	June Hap
		4715.9 Hap - Portable Receiving	589.00			Trader, Amanda Joy
		4715.9 Hap - Portable Receiving	651.00			Dickinson, Kelli R
06/01/2014	000044	Taylor Falls Villas	Payment	241.00	313,216.96	June Hap
		4715.9 Hap - Portable Receiving	241.00			Jackson, Susan

Time: 11:51:55

## Check Register Detail Report

Cambridge

From: 06/01/2014 To: 06/26/2014

Date	Ref Num	Payee/Split Detail	Pmt/Dep	Amount	Balance	Memo
		4715.1 Hap - Occupied Unit		574.00		Grundhauser, Patrice
		4715.9 Hap - Portable Receiving		439.00		Rafel, Kathy
06/01/2014	000044	Wyoming Phase 2	Payment	904.00	311,299.96	June Hap
		4715.1 Hap - Occupied Unit		549.00		Darveaux, Linda
		4715.1 Hap - Occupied Unit		296.00		Dillon, Tracey
		4715.9 Hap - Portable Receiving		59.00		Harrington, Tina M
06/01/2014	000044	Lindstrom Parkview Assoc.	Payment	299.00	311,000.96	June Hap
		4715.9 Hap - Portable Receiving		299.00		Etchason, Paul
06/01/2014	000044	Oakridge Apartments	Payment	664.00	310,336.96	June Hap
		4715.9 Hap - Portable Receiving		664.00		Goertzen, Diane
06/01/2014	000044	Brian Leet	Payment	376.00	309,960.96	June Hap
		4715.9 Hap - Portable Receiving		376.00		Weber, Kathleen A
06/01/2014	000044	Randall Propp	Payment	436.00	309,524.96	June Hap
		4715.1 Hap - Occupied Unit		436.00		Nelson, Valerie J
06/01/2014	000044	Oakhurst Apartments	Payment	712.00	308,812.96	June Hap
		4715.1 Hap - Occupied Unit		358.00		Benson, Tracy E
		4715.1 Hap - Occupied Unit		354.00		Wenell, Russell
06/01/2014	000044	North Branch Senior Housing	Payment	657.00	308,155.96	June Hap
		4715.1 Hap - Occupied Unit		196.00		Fisk, Dolores M
		4715.9 Hap - Portable Receiving		225.00		Castillo, Sharon
		4715.9 Hap - Portable Receiving		236.00		Kalberg, Annette
06/01/2014	000044	Normandy Townhomes Limited	Payment	632.00	307,523.96	June Hap
		4715.9 Hap - Portable Receiving		309.00		Swanson, Kathleen A
		4715.9 Hap - Portable Receiving		323.00		Matchinsky, Robert T
06/01/2014	000044	Northern Management	Payment	444.00	307,079.96	June Hap
		4715.9 Hap - Portable Receiving		444.00		Zieske, Robyn
06/01/2014	000044	ELMSUN LLC	Payment	1,076.00	306,003.96	June Hap
		4715.1 Hap - Occupied Unit		535.00		Pittman, Cheryl
		4715.1 Hap - Occupied Unit		541.00		Zentic, Scott
06/01/2014	000044	Steven & RyChel Gausted	Payment	163.00	305,840.96	June Hap
		4715.1 Hap - Occupied Unit		163.00		Straw, Linda K
06/01/2014	000044	Jeff Halverson	Payment	631.00	305,209.96	June Hap
		4715.9 Hap - Portable Receiving		631.00		Liberte, Ore'a Lareal
06/01/2014	000044	Oakview Terrace Townhomes	Payment	3,064.00	302,145.96	June Hap
		4715.1 Hap - Occupied Unit		487.00		Bylander, Richard S
		4715.1 Hap - Occupied Unit		655.00		Cole, Barbara
		4715.9 Hap - Portable Receiving		638.00		Rosenberg, Gwen M
		4715.9 Hap - Portable Receiving		718.00		Kennedy, Carolyn Lee

Time: 11:51:55

## Check Register Detail Report

Cambridge

From: 06/01/2014 To: 06/26/2014

Date	Ref Num	Payee/Split Detail	Pmt/Dep	Amount	Balance	Memo
06/01/2014	000044	FYP PROPERTIES 4715.9 Hap - Portable Receiving	Payment 435.00	435.00	301,710.96	June Hap Dodge, Rita
06/01/2014	000044	Ordeen Splittstoser 4715.9 Hap - Portable Receiving 4715.1 Hap - Occupied Unit	Payment 247.00 527.00	774.00	300,936.96	June Hap Bazey, Jeanne E Young, Marrietta L
06/01/2014	000044	Erlandson - Nelson Construction 4715.1 Hap - Occupied Unit	Payment 542.00	542.00	300,394.96	June Hap Linda, Robin
06/01/2014	000044	Haven Properties 4715.9 Hap - Portable Receiving	Payment 296.00	296.00	300,098.96	June Hap Stroh, Kevin
06/01/2014	000044	Robert Mattson 4715.1 Hap - Occupied Unit	Payment 915.00	915.00	299,183.96	June Hap Good, Katherine
06/01/2014	000044	Brigitte Erickson 4715.1 Hap - Occupied Unit	Payment 377.00	377.00	298,806.96	June Hap White, Teresa
06/01/2014	000044	Allen Moulton 4715.1 Hap - Occupied Unit	Payment 488.00	488.00	298,318.96	June Hap Thompson, Marilyn J
06/01/2014	000044	Legacy Townhomes 4715.1 Hap - Occupied Unit 4715.9 Hap - Portable Receiving 4715.1 Hap - Occupied Unit	Payment 795.00 487.00 666.00	1,948.00	296,370.96	June Hap Degerstrom, Leah Schedlbauer, Jennifer Parent, Cheri C
06/01/2014	000044	Robert & Linnea Steman 4715.9 Hap - Portable Receiving	Payment 541.00	541.00	295,829.96	June Hap Lake, Ruth
06/01/2014	000044	Bungalows of Chisago LLC 4715.1 Hap - Occupied Unit 4715.1 Hap - Occupied Unit 4715.1 Hap - Occupied Unit 4715.1 Hap - Occupied Unit 4715.9 Hap - Portable Receiving 4715.9 Hap - Portable Receiving 4715.1 Hap - Occupied Unit	Payment 276.00 242.00 705.00 564.00 401.00 577.00 580.00	3,345.00	292,484.96	June Hap Marohn, Gerald Meyers, Colleen J LeCuyer, Christine J Mapson, Diane E Luck, Jennifer Lee Kraus, Carian J Johnson, Mary Jane
06/01/2014	000044	Multi-Investments, LLC 4715.1 Hap - Occupied Unit	Payment 344.00	344.00	292,140.96	June Hap Anderson, Debra
06/01/2014	000044	Peter Maus 4715.9 Hap - Portable Receiving	Payment 953.00	953.00	291,187.96	June Hap Parrott, Gina M
06/01/2014	000044	Paul & Bethany Stiles 4715.1 Hap - Occupied Unit	Payment 665.00	665.00	290,522.96	June Hap Fust, Jill
06/01/2014	000044	PK Investment Properties, LLC 4715.1 Hap - Occupied Unit	Payment 494.00	494.00	290,028.96	June Hap Branville, Roger

Time: 11:51:55

# Check Register Detail Report

Cambridge

From: 06/01/2014 To: 06/26/2014

Date	Ref Num	Payee/Split Detail	Pmt/Dep	Amount	Balance	Memo
		4715.1 Hap - Occupied Unit	703.00			Giffin, Tammie
06/01/2014	000044	Mann, Cheryl	Payment	555.00	288,770.96	June Hap
		4715.1 Hap - Occupied Unit	555.00			Witkowski, Michelle N
06/01/2014	000044	Elmer D. Harp	Payment	774.00	287,996.96	June Hap
		4715.9 Hap - Portable Receiving	774.00			Hart, Beth L
06/01/2014	000044	David Cobb	Payment	213.00	287,783.96	June Hap
		4715.9 Hap - Portable Receiving	213.00			Taylor, Alice H
06/01/2014	000044	Bohmer, John	Payment	852.00	286,931.96	June Hap
		4715.9 Hap - Portable Receiving	852.00			Brasch, Terrie L
06/01/2014	000044	Mike Munsinger	Payment	738.00	286,193.96	June Hap
		4715.9 Hap - Portable Receiving	738.00			Wells, Sheri A
06/01/2014	000044	Dean & Jennifer Bondeson	Payment	1,069.00	285,124.96	June Hap
		4715.9 Hap - Portable Receiving	1,069.00			Bobo, Shawna L
06/01/2014	000044	Timothy Manning	Payment	1,085.00	284,039.96	June Hap
		4715.9 Hap - Portable Receiving	1,085.00			Brown, Ellen
06/01/2014	000044	Meadows Edge MN L Partnership	Payment	87.00	283,952.96	June Hap
		4715.9 Hap - Portable Receiving	87.00			Greenwood, Thomas J
06/01/2014	000044	Ellen Brown	Payment	111.00	283,841.96	June Hap
		4715.94 Urp - Portable Receiving	111.00			Brown, Ellen
06/01/2014	000044	Hanson Properties	Payment	277.00	283,564.96	June Hap
		4715.1 Hap - Occupied Unit	277.00			Hanson, Henry P
06/01/2014	000044	Isanti Village Apartments	Payment	1,282.00	282,282.96	June Hap
		4715.9 Hap - Portable Receiving	390.00			Stoll, Vernon L
		4715.1 Hap - Occupied Unit	426.00			Junglen, Eunice M
		4715.1 Hap - Occupied Unit	466.00			Tews, Jackie
06/01/2014	000044	DJ Properties of Stanchfield, LLC	Payment	416.00	281,866.96	June Hap
		4715.1 Hap - Occupied Unit	416.00			Fischer, Cheryl A
06/01/2014	000044	Wayne Knutson	Payment	589.00	281,277.96	June Hap
		4715.9 Hap - Portable Receiving	589.00			Mollinedo, Nancy
06/01/2014	000044	Annette M. Jensen	Payment	287.00	280,990.96	June Hap
		4715.1 Hap - Occupied Unit	287.00			Roberts, Paula
06/01/2014	000044	Janet Nielsen	Payment	800.00	280,190.96	June Hap
		4715.1 Hap - Occupied Unit	800.00			Kullmann, Tami R
06/01/2014	000044	Schaefer Rentals	Payment	942.00	279,248.96	June Hap
		4715.9 Hap - Portable Receiving	942.00			Butenhoff, Bradley
06/01/2014	000044	Tami R. Kullmann	Payment	21.00	279,227.96	June Hap

Time: 11:51:55

### Check Register Detail Report

Cambridge

From: 06/01/2014 To: 06/26/2014

Date	Ref Num	Payee/Split Detail	Pmt/Dep	Amount	Balance	Memo
06/01/2014	000044	Jay M. Winger 4715.1 Hap - Occupied Unit	Payment 552.00	552.00	278,675.96	June Hap Parris, Paula
06/01/2014	000044	Calhoun Apartments 4715.1 Hap - Occupied Unit	Payment 469.00	469.00	278,206.96	June Hap Lillion, Laurie A
06/01/2014	000044	Sandra Crawford 4715.9 Hap - Portable Receiving	Payment 924.00	924.00	277,282.96	June Hap Perry, Amber L
06/01/2014	000044	Kathryn Dahlberg 4715.1 Hap - Occupied Unit	Payment 661.00	661.00	276,621.96	June Hap Carlson, Samantha
06/01/2014	016694	Christine J. LeCuyer 4715.6 Hap - Fss Escrow	Payment 9.00	9.00	276,612.96	June Hap LeCuyer, Christine J
06/02/2014	000045	Cambridge Square Associates LP 4715.9 Hap - Portable Receiving 4715.1 Hap - Occupied Unit 4715.1 Hap - Occupied Unit 4715.1 Hap - Occupied Unit 4715.9 Hap - Portable Receiving	Payment 322.00 533.00 367.00 508.00 687.00	2,417.00	274,195.96	June Hap Erickson, James P Falvey, Deborah Longley, Christine A Puffer, Michelle Schibilla, Jamie
06/02/2014	000045	Isanti Housing Associates LP 4715.1 Hap - Occupied Unit 4715.9 Hap - Portable Receiving	Payment 387.00 542.00	929.00	273,266.96	June Hap Alexander, Cindy S Washington, Katherine L
06/02/2014	000046	Cambridge Square Associates LP 4715.9 Hap - Portable Receiving 4715.1 Hap - Occupied Unit 4715.1 Hap - Occupied Unit 4715.1 Hap - Occupied Unit 4715.9 Hap - Portable Receiving	Payment 322.00 533.00 367.00 508.00 687.00	2,417.00	270,849.96	June Hap Erickson, James P Falvey, Deborah Longley, Christine A Puffer, Michelle Schibilla, Jamie
06/02/2014	000046	Kestrel Meadows Townhomes 4715.9 Hap - Portable Receiving	Payment 295.00	295.00	270,554.96	June Hap Davis, Stacy
06/02/2014	000047	Isanti Housing Associates LP 4715.1 Hap - Occupied Unit 4715.9 Hap - Portable Receiving	Payment 387.00 542.00	929.00	269,625.96	June Hap Alexander, Cindy S Washington, Katherine L
06/02/2014	000048	Isanti Housing Associates LP 4715.1 Hap - Occupied Unit	Payment 531.00	531.00	269,094.96	June Hap Johnston, Shaylee
06/26/2014	000043	**VOID** Isanti Housing Associates LP 4715.1 Hap - Occupied Unit Void Refer 000043	Payment ( 531.00)	( 531.00)	269,625.96	June Hap Johnston, Shaylee
06/26/2014	000044	**VOID** Cambridge Square 4715.1 Hap - Occupied Unit 4715.1 Hap - Occupied Unit	Payment ( 367.00) ( 508.00)	( 2,417.00)	272,042.96	June Hap Longley, Christine A Puffer, Michelle



### Check Register Detail Report

Cambridge

From: 06/01/2014 To: 06/26/2014

Date	Ref Num	Payee/Split Detail	Pmt/Dep	Amount	Balance	Memo
		4715.9 Hap - Portable Receiving	( 322.00)			Erickson, James P
		4715.9 Hap - Portable Receiving	( 687.00)			Schibilla, Jamie
		Void Refer 000044				
06/26/2014	000044	**VOID** Isanti Housing Associates LP	Payment	( 929.00)	272,971.96	June Hap
		4715.1 Hap - Occupied Unit	( 387.00)			Alexander, Cindy S
		4715.9 Hap - Portable Receiving	( 542.00)			Washington, Katherine L
		Void Refer 000044				
06/26/2014	016695	Christine J. LeCuyer	Payment	9.00	272,962.96	June Hap
		4715.4 Hap - Utility Reimbursements	9.00			LeCuyer, Christine J: Hap - Utility Reimbursements

\$ 63,108 disbursements  
for June  
2014

<p>CAMBRIDGE EDA MEETING</p> <p>July 7, 2014</p> <p>BILLS LIST</p>
--

<b>Disbursement Type:</b>	<b>Date:</b>	<b>Check Numbers:</b>	<b>Submitted For <u>Approval</u></b>
Prepaid Checks	5/28/2014	96568 - 96589	3,372.54
Prepaid Checks	6/4/2014	96630 - 96692	3,865.10
Prepaid Checks	6/11/2014	96707 - 96765	3,554.05
Prepaid Checks	6/12/2014	96771 - 96772	12,055.58
Prepaid Checks	6/18/2014	96793 - 96829	2,750.41
Prepaid Checks	6/25/2014	96838 - 96892	3,706.67
		Prepaid Totals	<u>29,304.35</u>
<b>TOTAL SUBMITTED FOR APPROVAL</b>			<b>\$29,304.35</b>

Report Criteria:

Invoice.GL Acct = 20510100-20549300720, 90110100-92149700720

Vendor	Vendor Name	Description	Net Inv Amt
969	Cardmember Service	Meeting - C. Bloyer, S. Watson - Cobblestone	28.58
Total 969			28.58
1661	East Central Sanitation	Garbage Pickup-180 Buchanan St	314.50
Total 1661			314.50
2046	G & K Services, Inc.	Uniform Rental	2.50
Total 2046			2.50
2121	Golden Shovel Agency, LLC	Gatekeeper, Hosting & Maintenance 6/1/14-5/15/14	3,000.00
Total 2121			3,000.00
3521	Menards	Repair & Maint - Mall	10.01
		Repair & Maint - Mall Unit 162	16.95
Total 3521			26.96

Total Paid: -  
 Total Unpaid: 3,372.54  
 Grand Total: 3,372.54

Dated: 5/28/14

City Treasurer: Caroline Moore

## Report Criteria:

Check.GL Invoice Acct () = 20510100-20549300720, 90110100-92149700496

Per	Date	Check No	Vendor No	Payee	Check GL Acct	Amount
05/14	05/28/2014	96568	969	Cardmember Service	205-20100	28.58
05/14	05/28/2014	96578	1661	East Central Sanitation	205-20100	314.50
05/14	05/28/2014	96579	2046	G & K Services, Inc.	205-20100	2.50
05/14	05/28/2014	96580	2121	Golden Shovel Agency, LLC	205-20100	3,000.00
05/14	05/28/2014	96589	3521	Menards	205-20100	26.96
Totals:						<u>3,372.54</u>

## Report Criteria:

Invoice.GL Acct = 20510100-20549300720, 90110100-92149700720

Vendor	Vendor Name	Description	Net Inv Amt
1661	East Central Sanitation	Garbage Pickup - Bridge Park	143.12
Total 1661			143.12
2381	Herman's Bakery	Econ Dev Mtg	42.30
Total 2381			42.30
2411	Hillyard Inc. - Minneapolis	Misc Operating Supplies	139.23
Total 2411			139.23
3076	Lakes Telecom Inc.	Repair Pushbar at Door	200.00
Total 3076			200.00
3521	Menards	Materials - Operating Supplies - Bridge Park	81.51
		Repair & Maint - Mall Unit 162	46.71
		Materials - Operating Supplies - Bridge Park	37.96
Total 3521			166.18
4963	Scheff, Gary	Security & Pet Deposit Refund Unit 310	461.40
Total 4963			461.40
5191	SPEW Health Plan	Health Insurance Premium - July	616.50
		Health Insurance Premium - July	924.75
		Health Insurance Premium - July	308.25
		Health Insurance Premium - July	308.25
Total 5191			2,157.75
5336	Sunshine Printing	Computer Design - City Banner Flyer	50.00
Total 5336			50.00
5401	Target Bank	Misc Operating Supplies	144.62
Total 5401			144.62
5431	Ted's Appliance	Repair Refrigerator	60.00
Total 5431			60.00
5996	Windstream	Telephone Service - Bridge Park Apts	102.18
		Telephone Service - Bridge Park Apts	102.19
		Telephone Service - Mall	96.13
Total 5996			300.50

Total Paid: -  
Total Unpaid: 3,865.10  
Grand Total: 3,865.10

Dated: 6/4/14

City Treasurer: Caroline M...

---

Report Criteria:  
Invoice.GL Acct = 20510100-20549300720, 90110100-92149700720

---

## Report Criteria:

Check.GL Invoice Acct () = 20510100-20549300720, 90110100-92149700496

Per	Date	Check No	Vendor No	Payee	Check GL Acct	Amount
06/14	06/04/2014	96630	1661	East Central Sanitation	901-20100	143.12
06/14	06/04/2014	96643	2381	Herman's Bakery	205-20100	42.30
06/14	06/04/2014	96644	2411	Hillyard Inc. - Minneapolis	205-20100	139.23
06/14	06/04/2014	96650	3076	Lakes Telecom Inc.	901-20100	200.00
06/14	06/04/2014	96654	3521	Menards	901-20100	166.18
06/14	06/04/2014	96671	4963	Scheff, Gary	901-20100	461.40
06/14	06/04/2014	96674	5191	SPEW Health Plan	902-20100	2,157.75
06/14	06/04/2014	96677	5336	Sunshine Printing	205-20100	50.00
06/14	06/04/2014	96679	5401	Target Bank	901-20100	144.62
06/14	06/04/2014	96680	5431	Ted's Appliance	901-20100	60.00
06/14	06/04/2014	96692	5996	Windstream	902-20100	300.50
Totals:						<u>3,865.10</u>

## Report Criteria:

Invoice.GL Acct = 20510100-20549300720, 90110100-92149700720

Vendor	Vendor Name	Description	Net Inv Amt
906	Cambridge Napa Auto Parts	Repair & Maint Supplies - City Hall	3.74
Total 906			3.74
951	Cambridge True Value	Repair & Maint - Mall	23.10
Total 951			23.10
2411	Hillyard Inc. - Minneapolis	Misc Operating Supplies	18.06
		Waxing Mall Floor	2,067.50
		Waxing Mall Floor	53.28
		Misc Operating Supplies	159.10
		Misc Operating Supplies	77.10
Total 2411			2,375.04
3501	MEI Total Elevator Solutions	June Service Billing	212.53
Total 3501			212.53
3521	Menards	Repair & Maint - Mall Unit 162	35.01
Total 3521			35.01
4301	Olsen Fire Inspection, Inc.	Fire Sprinkler Inspection - Mall	290.00
Total 4301			290.00
5056	SelectAccount	Participant fees - June	2.35
		Participant fees - June	3.53
		Participant fees - June	1.17
Total 5056			7.05
5583	Total Life Security, LLC	Alarm Inspection	245.00
Total 5583			245.00
5601	TR Computer Sales LLC	Computer Consulting - Bridge Park	125.00
Total 5601			125.00
5666	TruGreen ChemLawn	Lawn Service - Bridge Park	169.92
Total 5666			169.92
5861	Walmart Business Community	Rec, Pub and other services-Bridge Park Apt	16.48
		Materials-Operating Supplies - Bridge Park	51.18
Total 5861			67.66



Total Paid: -  
Total Unpaid: 3,554.05  
Grand Total: 3,554.05

Dated: 6/11/14

City Treasurer: Caroline Mol

---

Report Criteria:  
Invoice.GL Acct = 20510100-20549300720, 90110100-92149700720

---

## Report Criteria:

Check.GL Invoice Acct () = 20510100-20549300720, 90110100-92149700496

Per	Date	Check No	Vendor No	Payee	Check GL Acct	Amount
06/14	06/11/2014	96707	906	Cambridge Napa Auto Parts	205-20100	3.74
06/14	06/11/2014	96708	951	Cambridge True Value	205-20100	23.10
06/14	06/11/2014	96731	2411	Hillyard Inc. - Minneapolis	205-20100	2,375.04
06/14	06/11/2014	96744	3501	MEI Total Elevator Solutions	901-20100	212.53
06/14	06/11/2014	96745	3521	Menards	205-20100	35.01
06/14	06/11/2014	96747	4301	Olsen Fire Inspection, Inc.	205-20100	290.00
06/14	06/11/2014	96753	5056	SelectAccount	901-20100	7.05
06/14	06/11/2014	96760	5583	Total Life Security, LLC	205-20100	245.00
06/14	06/11/2014	96761	5601	TR Computer Sales LLC	901-20100	125.00
06/14	06/11/2014	96762	5666	TruGreen ChemLawn	901-20100	169.92
06/14	06/11/2014	96765	5861	Walmart Business Community	901-20100	67.66
Totals:						<u>3,554.05</u>

Report Criteria:

Invoice.GL Acct = 20510100-20549300720, 90110100-92149700720

Vendor	Vendor Name	Description	Net Inv Amt
4459	Personal Pride	Concrete - Bridge Park	850.00
Total 4459			850.00
5567	Todd Lind Construction	Bridge Park Garage - Draw #1 Const. in Prog	11,205.58
Total 5567			11,205.58
Total Paid:			-
Total Unpaid:			12,055.58
Grand Total:			12,055.58

*(will be on EDA agenda for approval 7/7/14)*

Dated: 6/12/14

City Treasurer: Caroline

## Report Criteria:

Check.GL Invoice Acct () = 20510100-20549300720, 90110100-92149700496

Per	Date	Check No	Vendor No	Payee	Check GL Acct	Amount
06/14	06/12/2014	96771	4459	Personal Pride	901-20100	850.00
06/14	06/12/2014	96772	5567	Todd Lind Construction	901-20100	11,205.58
Totals:						<u>12,055.58</u>

Report Criteria:

Invoice.GL Acct = 20510100-20549300720, 90110100-92149700720

Vendor	Vendor Name	Description	Net Inv Amt
2046	G & K Services, Inc.	Uniform Rental	2.50
		Uniform Rental	2.50
Total 2046			5.00
3521	Menards	Repair & Maint Supplies	2.11
		Repair & Maint - Mall	10.39
		Repair & Maint - Mall	27.96
Total 3521			40.46
5921	Wendorf Electric, Inc.	Hallway Receptacles & Mall Space	2,300.00
		Rooftop Units	404.95
Total 5921			2,704.95

Total Paid: -  
 Total Unpaid: 2,750.41  
 Grand Total: 2,750.41

Dated: 6/18/14

City Treasurer: Caroline Moe

## Report Criteria:

Check.GL Invoice Acct () = 20510100-20549300720, 90110100-92149700496

Per	Date	Check No	Vendor No	Payee	Check GL Acct	Amount
06/14	06/18/2014	96793	2046	G & K Services, Inc.	205-20100	5.00
06/14	06/18/2014	96808	3521	Menards	205-20100	40.46
06/14	06/18/2014	96829	5921	Wendorf Electric, Inc.	205-20100	2,704.95
Totals:						<u>2,750.41</u>

Report Criteria:  
 Invoice.GL Acct = 20510100-20549300720, 90110100-92149700720

Vendor	Vendor Name	Description	Net Inv Amt
969	Cardmember Service	Deposit - Tables for Sr Activity Center	2,817.43
Total 969			2,817.43
1608	Dunn, Rose	Hearing Officer Mileage	28.00
Total 1608			28.00
1661	East Central Sanitation	Garbage Pickup - Bridge Park	143.12
		Garbage Pickup-180 Buchanan St	314.50
Total 1661			457.62
2046	G & K Services, Inc.	Uniform Rental	2.50
		Uniform Rental	2.50
Total 2046			5.00
2986	Konica Minolta Business	BIZHUB C650 Printer/Copier - Copy Charge	71.75
		BIZHUB C650 Printer/Copier - Copy Charge	71.76
Total 2986			143.51
3521	Menards	Repair & Maint - Mall Unit 162	65.87
		Misc Operating Supplies - Bridge Park	59.45
		Misc Operating Supplies - Bridge Park	28.33
Total 3521			153.65
4403	Parkwood Townhomes Assn	Refund - Mall Rental of Suite 162	50.00
Total 4403			50.00
5401	Target Bank	Misc Operating Supplies	35.14
Total 5401			35.14
5801	Verizon Wireless	wireless phone service - Maintenance Dept	16.32
Total 5801			16.32

Total Paid: -  
 Total Unpaid: 3,706.67  
 Grand Total: 3,706.67

Dated: 6/25/14

City Treasurer: Caroline Dine

Report Criteria:

Check.GL Invoice Acct () = 20510100-20549300720, 90110100-92149700496

Per	Date	Check No	Vendor No	Payee	Check GL Acct	Amount
06/14	06/25/2014	96838	969	Cardmember Service	205-20100	2,817.43
06/14	06/25/2014	96848	1608	Dunn, Rose	902-20100	28.00
06/14	06/25/2014	96849	1661	East Central Sanitation	901-20100	457.62
06/14	06/25/2014	96854	2046	G & K Services, Inc.	205-20100	5.00
06/14	06/25/2014	96867	2986	Konica Minolta Business	901-20100	143.51
06/14	06/25/2014	96871	3521	Menards	205-20100	153.65
06/14	06/25/2014	96877	4403	Parkwood Townhomes Assn	205-20100	50.00
06/14	06/25/2014	96885	5401	Target Bank	901-20100	35.14
06/14	06/25/2014	96892	5801	Verizon Wireless	205-20100	16.32
Totals:						<u>3,706.67</u>



Prepared by: Caroline Moe, Director of Finance

**Monthly Financial Report**

Attached for your review is the Draft Monthly Financial Report for the five months ended May 31, 2014. Included in the Monthly Financial Report is the following component:

**Special Revenue Funds:**

Housing Division Financial Statements

EDA Admin Fund– 2014 Amended budget Compared to Actual

**EDA Board Action Requested**

1. NONE REQUIRED - For discussion only.

# CITY OF CAMBRIDGE

BALANCE SHEET

MAY 31, 2014

## FUND 901 - LOW RENT PROGRAM-BRIDGE PARK

### ASSETS

901-10100	CASH AND INVESTMENTS	( 2,924.76 )	
901-10102	INVESTMENTS--PBC	314,536.55	
901-10103	INVESTMENTS-MINNCO	16,272.68	
901-10200	EDA OPERATING ACCOUNT-LOW RENT	186,342.84	
901-11500	ACCOUNTS RECEIVABLE-TENANT	75.00	
901-16100	LAND AND LAND IMPROVEMENTS	134,042.37	
901-16200	BUILDINGS AND STRUCTURES	556,187.78	
901-16250	BUILDING IMPROVEMENTS	1,062,039.93	
901-16300	SITE IMPROVEMENTS	172,180.46	
901-16350	NON-DWELLING STRUCTURES	86,400.33	
901-16400	FURNITURE, EQUIPMENT, MACH-DWE	100,854.24	
901-16450	FURN, EQUIP, MACH-ADMIN	142,082.79	
901-16460	ACCUM DEPREC-FURN,EQUIP- ADMIN	( 1,809,839.81 )	
901-16500	CONSTRUCTION IN PROGRESS	819.20	
	TOTAL ASSETS		<u>959,069.60</u>

### LIABILITIES AND EQUITY

#### LIABILITIES

901-20100	AP ALLOCATED TO OTHER FUNDS	2,669.14	
901-21650	ACCRUED VACATION & SICK PAY	38,845.52	
901-22600	TENANT SECURITY DEPOSITS	22,005.97	
	TOTAL LIABILITIES		63,520.63

#### FUND EQUITY

901-27200	UNRESTRICTED NET ASSETS	574,945.21	
901-27300	INVESTED IN CAPITAL ASSETS	301,555.77	
901-27400	HUD OPERATING RESERVE MEMO	227,249.46	
901-27500	HUD OPERATING RESERVE CONTRA REVENUE OVER EXPENDITURES - YTD	( 227,249.46 ) 19,047.99	
	TOTAL FUND EQUITY		<u>895,548.97</u>
	TOTAL LIABILITIES AND EQUITY		<u>959,069.60</u>

**CITY OF CAMBRIDGE**  
 DETAIL REVENUES WITH COMPARISON TO BUDGET  
 FOR THE 5 MONTHS ENDING MAY 31, 2014

**FUND 901 - LOW RENT PROGRAM-BRIDGE PARK**

	ADOPTED BUDGET	AMENDED BUDGET	YTD ACTUAL	UNUSED/ UNEARNED	% OF BUDGET	PRIOR YR YTD ACTUAL
<u>INTERGOVERNMENTAL REVENUES</u>						
901-33160 OPERATING GRANTS-HUD	70,000.00	70,000.00	31,317.00	38,683.00	44.74	69,939.00
TOTAL INTERGOVERNMENTAL REVENUES	70,000.00	70,000.00	31,317.00	38,683.00	44.74	69,939.00
<u>INTEREST &amp; MISC INCOME</u>						
901-36200 MISCELLANEOUS INCOME	71.00	71.00	20.00	51.00	28.17	.00
901-36210 INTEREST EARNINGS	1,500.00	1,500.00	559.87	940.13	37.32	2,078.96
TOTAL INTEREST & MISC INCOME	1,571.00	1,571.00	579.87	991.13	36.91	2,078.96
<u>RENTAL INCOME</u>						
901-37220 DWELLING RENTAL	150,000.00	150,000.00	61,260.89	88,739.11	40.84	148,053.06
901-37221 LAUNDRY INCOME BRIDGE PARK	7,000.00	7,000.00	2,834.50	4,165.50	40.49	7,603.00
TOTAL RENTAL INCOME	157,000.00	157,000.00	64,095.39	92,904.61	40.83	155,656.06
<u>OTHER FINANCING SOURCES</u>						
901-39203 TRANSFERS FROM OTHER FUNDS	52,762.00	52,762.00	.00	52,762.00	.00	27,209.07
TOTAL OTHER FINANCING SOURCES	52,762.00	52,762.00	.00	52,762.00	.00	27,209.07
TOTAL FUND REVENUE	281,333.00	281,333.00	95,992.26	185,340.74	34.12	254,883.09

**CITY OF CAMBRIDGE**  
**DETAIL EXPENDITURES WITH COMPARISON TO BUDGET**  
**FOR THE 5 MONTHS ENDING MAY 31, 2014**

**FUND 901 - LOW RENT PROGRAM-BRIDGE PARK**

	ADOPTED BUDGET	AMENDED BUDGET	YTD ACTUAL	UNUSED/ UNEARNED	% OF BUDGET	PRIOR YR YTD ACTUAL
<u>LOW RENT ADMINISTRATION</u>						
901-49500-101 ADMIN FULL-TIME EMPLOY-REGULAR	31,048.00	31,048.00	11,964.43 (	19,083.57)	38.54	31,222.12
901-49500-112 EDA HOUSING BOARD PAY	2,100.00	2,100.00	490.00 (	1,610.00)	23.33	2,100.00
901-49500-121 PERA (EMPLOYER)	2,251.00	2,251.00	867.48 (	1,383.52)	38.54	2,191.70
901-49500-122 FICA/MEDICARE (EMPLOYER)	2,375.00	2,375.00	952.75 (	1,422.25)	40.12	2,473.14
901-49500-131 MEDICAL/LIFE/DENTAL	52.00	52.00	7.20 (	44.80)	13.85	22.68
901-49500-151 WORKERS' COMPENSATION PREMIUMS	266.00	266.00	57.08 (	208.92)	21.46	158.36
901-49500-201 OFFICE SUPPLY	1,500.00	1,500.00	1,264.66 (	235.34)	84.31	1,198.02
901-49500-304 LEGAL FEES	250.00	250.00	.00 (	250.00)	.00	16.40
901-49500-306 AUDITING	3,000.00	3,000.00	3,000.00	.00	100.00	2,400.00
901-49500-313 MARCO IT MGMT & BACKUP	.00	.00	438.00	438.00	.00	.00
901-49500-321 TELEPHONE EXPENSE	2,200.00	2,200.00	594.97 (	1,605.03)	27.04	1,920.47
901-49500-322 POSTAGE	800.00	800.00	164.50 (	635.50)	20.56	488.70
901-49500-331 TRAVEL/MEALS/LODGING	450.00	450.00	51.07 (	398.93)	11.35	231.25
901-49500-340 ADVERTISING	100.00	100.00	.00 (	100.00)	.00	70.70
901-49500-409 LICENSE & SUPPORT CONTRACT	1,500.00	1,500.00	.00 (	1,500.00)	.00	1,427.50
901-49500-413 RENTALS - OFFICE EQUIPMENT	1,500.00	1,500.00	207.11 (	1,292.89)	13.81	246.58
901-49500-433 DUES AND SUBSCRIPTIONS	1,350.00	1,350.00	290.00 (	1,060.00)	21.48	644.00
901-49500-440 STAFF TRAINING	500.00	500.00	.00 (	500.00)	.00	496.48
<b>TOTAL LOW RENT ADMINISTRATION</b>	<b>51,242.00</b>	<b>51,242.00</b>	<b>20,349.25 (</b>	<b>30,892.75)</b>	<b>39.71</b>	<b>47,308.10</b>
<u>LOW RENT TENANT SERVICES</u>						
901-49600-210 REC, PUB & OTHER SERVICES	200.00	200.00	( 605.21)	( 805.21)	( 302.61)	1,009.51
<b>TOTAL LOW RENT TENANT SERVICES</b>	<b>200.00</b>	<b>200.00</b>	<b>( 605.21)</b>	<b>( 805.21)</b>	<b>( 302.61)</b>	<b>1,009.51</b>

**CITY OF CAMBRIDGE**  
**DETAIL EXPENDITURES WITH COMPARISON TO BUDGET**  
**FOR THE 5 MONTHS ENDING MAY 31, 2014**

**FUND 901 - LOW RENT PROGRAM-BRIDGE PARK**

	ADOPTED BUDGET	AMENDED BUDGET	YTD ACTUAL	UNUSED/ UNEARNED	% OF BUDGET	PRIOR YR YTD ACTUAL
<b>LOW RENT MAINTENANCE</b>						
901-49700-101 MAINT FT EMPLOYEES - REGULAR	38,645.00	38,645.00	16,342.79 (	22,302.21)	42.29	38,209.17
901-49700-121 PERA (EMPLOYER)	2,802.00	2,802.00	1,184.86 (	1,617.14)	42.29	2,770.05
901-49700-122 FICA/MEDICARE (EMPLOYER)	2,956.00	2,956.00	1,217.84 (	1,738.16)	41.20	2,848.59
901-49700-131 MEDICAL/DENTAL/LIFE	9,644.00	9,644.00	5,462.30 (	4,181.70)	56.64	8,449.27
901-49700-133 DEDUCTIBLE CONTRIBUTION	825.00	825.00	.00 (	825.00)	.00	825.01
901-49700-151 WORKERS' COMPENSATION PREMIUMS	2,245.00	2,245.00	560.84 (	1,684.16)	24.98	1,294.35
901-49700-154 HRA/FLEX FEES	.00	.00	27.61	27.61	.00	.00
901-49700-210 MATERIALS-OPER SUPPLIES	4,400.00	4,400.00	1,285.34 (	3,114.66)	29.21	3,471.97
901-49700-212 FUEL PURCHASE	200.00	200.00	23.29 (	176.71)	11.64	105.08
901-49700-304 CONTRACT COSTS	11,036.00	11,036.00	7,767.86 (	3,268.14)	70.39	11,883.49
901-49700-360 INSURANCE AND BONDS	15,000.00	15,000.00	.00 (	15,000.00)	.00	14,662.00
901-49700-370 PAYMENT IN LIEU OF TAXES	11,100.00	11,100.00	.00 (	11,100.00)	.00	11,648.00
901-49700-381 ELECTRIC UTILITIES	35,700.00	35,700.00	13,130.00 (	22,570.00)	36.78	31,221.00
901-49700-382 WATER/WASTEWATER UTILITIES	10,000.00	10,000.00	3,402.12 (	6,597.88)	34.02	8,145.39
901-49700-383 GAS UTILITIES	6,000.00	6,000.00	4,166.25 (	1,833.75)	69.44	6,453.77
901-49700-384 REFUSE HAULING	2,100.00	2,100.00	715.60 (	1,384.40)	34.08	2,047.08
901-49700-420 DEPRECIATION EXPENSE	70,000.00	70,000.00	.00 (	70,000.00)	.00	46,989.02
901-49700-430 MISCELLANEOUS & GENERAL EXP	238.00	238.00	3.53 (	234.47)	1.48	120.00
901-49700-489 OTHER CONTRACTED SERVICES	.00	.00	.00	.00	.00	212.53
901-49700-501 REPLACEMENT OF EQUIPMENT	7,000.00	7,000.00	.00 (	7,000.00)	.00	.00
901-49700-502 BETTERMENTS AND ADDITIONS	.00	.00	1,910.00	1,910.00	.00	6,806.92
<b>TOTAL LOW RENT MAINTENANCE</b>	<b>229,891.00</b>	<b>229,891.00</b>	<b>57,200.23 (</b>	<b>172,690.77)</b>	<b>24.88</b>	<b>198,142.69</b>
<b>TOTAL FUND EXPENDITURES</b>	<b>281,333.00</b>	<b>281,333.00</b>	<b>76,944.27 (</b>	<b>204,388.73)</b>	<b>27.35</b>	<b>246,460.30</b>
<b>NET REVENUES OVER EXPENDITURES</b>	<b>.00</b>	<b>.00</b>	<b>19,047.99</b>	<b>389,729.47</b>		

# CITY OF CAMBRIDGE

BALANCE SHEET

MAY 31, 2014

## FUND 902 - SECTION 8 VOUCHERS PROGRAM

### ASSETS

902-10100	CASH AND INVESTMENTS	( 1,825.91 )	
902-10200	EDA OPERATING ACCT-SECTION 8	46,217.12	
902-16450	FURN, EQUIP, MACH-ADMIN	4,475.39	
902-16460	ACCUM DEPREC-FURN,EQUIP- ADMIN	( 4,475.39 )	
	TOTAL ASSETS		<u>44,391.21</u>

### LIABILITIES AND EQUITY

#### LIABILITIES

902-20100	AP ALLOCATED TO OTHER FUNDS	<u>410.44</u>	
	TOTAL LIABILITIES		410.44

#### FUND EQUITY

902-27200	UNRESTRICTED NET ASSETS	45,369.47	
	REVENUE OVER EXPENDITURES - YTD	( 1,388.70 )	
	TOTAL FUND EQUITY		<u>43,980.77</u>
	TOTAL LIABILITIES AND EQUITY		<u>44,391.21</u>

**CITY OF CAMBRIDGE**  
**DETAIL REVENUES WITH COMPARISON TO BUDGET**  
**FOR THE 5 MONTHS ENDING MAY 31, 2014**

**FUND 902 - SECTION 8 VOUCHERS PROGRAM**

	ADOPTED BUDGET	AMENDED BUDGET	YTD ACTUAL	UNUSED/ UNEARNED	% OF BUDGET	PRIOR YR YTD ACTUAL
<u>INTERGOVERNMENTAL REVENUES</u>						
902-33160 A.C. EARNED SECTION 8	45,374.00	45,374.00	14,646.00	30,728.00	32.28	35,384.00
TOTAL INTERGOVERNMENTAL REVENUES	45,374.00	45,374.00	14,646.00	30,728.00	32.28	35,384.00
<u>RENTAL INCOME</u>						
902-35000 PORTABLE ADMIN FEE	17,374.00	17,374.00	10,413.60	6,960.40	59.94	24,955.15
902-35100 FRAUD RECOVERY INCOME	.00	.00	523.00	( 523.00 )	.00	931.50
TOTAL RENTAL INCOME	17,374.00	17,374.00	10,936.60	6,437.40	62.95	25,886.65
<u>INTEREST</u>						
902-36210 INTEREST EARNINGS-ADMIN FUNDS	.00	.00	20.97	( 20.97 )	.00	52.71
TOTAL INTEREST	.00	.00	20.97	( 20.97 )	.00	52.71
<u>OTHER FINANCING SOURCES</u>						
902-39203 TRANSFERS FROM OTHER FUNDS	4,700.00	4,700.00	.00	4,700.00	.00	.00
TOTAL OTHER FINANCING SOURCES	4,700.00	4,700.00	.00	4,700.00	.00	.00
TOTAL FUND REVENUE	67,448.00	67,448.00	25,603.57	41,844.43	37.96	61,323.36

**CITY OF CAMBRIDGE**  
**DETAIL EXPENDITURES WITH COMPARISON TO BUDGET**  
**FOR THE 5 MONTHS ENDING MAY 31, 2014**

**FUND 902 - SECTION 8 VOUCHERS PROGRAM**

	ADOPTED BUDGET	AMENDED BUDGET	YTD ACTUAL	UNUSED/ UNEARNED	% OF BUDGET	PRIOR YR YTD ACTUAL
<u>SECT 8 ADMINISTRATIVE</u>						
902-49500-101 ADMIN FULL-TIME EMP - REGULAR	29,202.00	29,202.00	11,964.38 (	17,237.62)	40.97	30,489.89
902-49500-121 PERA (EMPLOYER)	2,117.00	2,117.00	867.37 (	1,249.63)	40.97	2,191.62
902-49500-122 FICA/MEDICARE (EMPLOYER)	2,234.00	2,234.00	915.26 (	1,318.74)	40.97	2,312.52
902-49500-131 MEDICAL/DENTAL/LIFE	52.00	52.00	7.20 (	44.80)	13.85	22.68
902-49500-151 WORKERS' COMPENSATION PREMIUMS	267.00	267.00	57.09 (	209.91)	21.38	158.35
902-49500-201 OFFICE SUPPLIES	1,500.00	1,500.00	1,264.66 (	235.34)	84.31	1,026.43
902-49500-304 LEGAL FEES	250.00	250.00	.00 (	250.00)	.00	50.00
902-49500-306 AUDIT FEES	3,000.00	3,000.00	3,000.00	.00	100.00	2,400.00
902-49500-313 MARCO IT MGMT & BACKUP	.00	.00	438.00	438.00	.00	.00
902-49500-321 TELEPHONE	2,200.00	2,200.00	594.97 (	1,605.03)	27.04	1,920.42
902-49500-322 POSTAGE	800.00	800.00	164.50 (	635.50)	20.56	508.22
902-49500-331 TRAVEL/MEALS/LODGING	450.00	450.00	151.20 (	298.80)	33.60	758.03
902-49500-340 ADVERTISING	188.00	188.00	.00 (	188.00)	.00	110.70
902-49500-409 LICENSE & SUPPORT CONTRACT	1,500.00	1,500.00	.00 (	1,500.00)	.00	1,427.50
902-49500-413 RENTALS - OFFICE EQUIPMENT	3,000.00	3,000.00	207.11 (	2,792.89)	6.90	246.59
902-49500-433 DUES AND SUBSCRIPTIONS	1,350.00	1,350.00	190.00 (	1,160.00)	14.07	622.50
902-49500-440 STAFF TRAINING	300.00	300.00	.00 (	300.00)	.00	300.00
<b>TOTAL SECT 8 ADMINISTRATIVE</b>	<b>48,410.00</b>	<b>48,410.00</b>	<b>19,821.74 (</b>	<b>28,588.26)</b>	<b>40.95</b>	<b>44,543.45</b>
<u>SECT 8 MAINTENANCE</u>						
902-49700-101 INSPECT FULL-TIME EMP- REGULAR	12,882.00	12,882.00	5,447.61 (	7,434.39)	42.29	12,736.43
902-49700-121 PERA (EMPLOYER)	934.00	934.00	394.93 (	539.07)	42.28	923.49
902-49700-122 FICA/MEDICARE (EMPLOYER)	985.00	985.00	405.95 (	579.05)	41.21	949.45
902-49700-131 MEDICAL/DENTAL/LIFE	3,215.00	3,215.00	2,009.10 (	1,205.90)	62.49	3,249.54
902-49700-133 INSURANCE DEDUCTIBLE	275.00	275.00	.00 (	275.00)	.00	274.99
902-49700-151 WORKERS' COMPENSATION PREMIUMS	747.00	747.00	186.94 (	560.06)	25.03	432.52
902-49700-154 HRA/FLEX FEES	.00	.00	10.36	10.36	.00	.00
<b>TOTAL SECT 8 MAINTENANCE</b>	<b>19,038.00</b>	<b>19,038.00</b>	<b>8,454.89 (</b>	<b>10,583.11)</b>	<b>44.41</b>	<b>18,566.42</b>
<u>HAP OCCUPIED UNITS</u>						
902-49775-373 HAP-PORTABLE RECEIVING	.00	.00	153,465.00	153,465.00	.00	344,784.00
902-49775-374 HAP-PORTABLE RECEIV REIMB	.00	.00	( 154,749.36)	( 154,749.36)	.00	( 344,784.00)
902-49775-376 URP PORT REC	.00	.00	1,620.00	1,620.00	.00	3,522.00
902-49775-378 PORT REC URP REIMB	.00	.00	( 1,620.00)	( 1,620.00)	.00	( 3,522.00)
<b>TOTAL HAP OCCUPIED UNITS</b>	<b>.00</b>	<b>.00</b>	<b>( 1,284.36)</b>	<b>( 1,284.36)</b>	<b>.00</b>	<b>.00</b>
<b>TOTAL FUND EXPENDITURES</b>	<b>67,448.00</b>	<b>67,448.00</b>	<b>26,992.27 (</b>	<b>40,455.73)</b>	<b>40.02</b>	<b>63,109.87</b>



**CITY OF CAMBRIDGE**  
 DETAIL EXPENDITURES WITH COMPARISON TO BUDGET  
 FOR THE 5 MONTHS ENDING MAY 31, 2014

**FUND 902 - SECTION 8 VOUCHERS PROGRAM**

	ADOPTED BUDGET	AMENDED BUDGET	YTD ACTUAL	UNUSED/ YTD ACTUAL
NET REVENUES OVER EXPENDITURES	.00	.00	( 1,388.70 )	82,300.16

# CITY OF CAMBRIDGE

BALANCE SHEET

MAY 31, 2014

## FUND 903 - HOUSING-OTHER BUS ACTIVITIES

### ASSETS

903-10100	CASH AND INVESTMENTS	( 701.02 )	
903-10102	INVESTMENTS--PBC	258,469.14	
903-10200	EDA HOUSING DIV OPERATING CASH	58,372.60	
		<hr/>	
	TOTAL ASSETS		<u>316,140.72</u>

### LIABILITIES AND EQUITY

#### LIABILITIES

903-20100	AP ALLOCATED TO OTHER FUNDS	308.25	
903-22200	DEFERRED REVENUE	533.42	
903-23000	MHFA FUNDING-UNEARNED	466.00	
903-23001	MHFA FUNDING CHISAGO UNEARNED	800.00	
903-23004	DEF REV-ADDITION 7E MENTAL HEA	238.00	
		<hr/>	
	TOTAL LIABILITIES		2,345.67

#### FUND EQUITY

903-27200	UNRESTRICTED NET ASSETS	302,075.77	
	REVENUE OVER EXPENDITURES - YTD	11,719.28	
		<hr/>	
	TOTAL FUND EQUITY		<u>313,795.05</u>
			<hr/>
	TOTAL LIABILITIES AND EQUITY		<u>316,140.72</u>

**CITY OF CAMBRIDGE**  
**DETAIL REVENUES WITH COMPARISON TO BUDGET**  
**FOR THE 5 MONTHS ENDING MAY 31, 2014**

**FUND 903 - HOUSING-OTHER BUS ACTIVITIES**

	ADOPTED BUDGET	AMENDED BUDGET	YTD ACTUAL	UNUSED/ UNEARNED	% OF BUDGET	PRIOR YR YTD ACTUAL
<u>INTERGOVERNMENTAL REVENUES</u>						
903-33410 HAP FEES EARNED MHFA	85,000.00	85,000.00	41,436.00	43,564.00	48.75	115,460.00
903-33440 HAP REGION 7E	.00	.00	.00	.00	.00	4,873.73
<b>TOTAL INTERGOVERNMENTAL REVENUES</b>	<b>85,000.00</b>	<b>85,000.00</b>	<b>41,436.00</b>	<b>43,564.00</b>	<b>48.75</b>	<b>120,333.73</b>
<u>CHARGES FOR SERVICES</u>						
903-35010 ADMIN FEES MHFA	8,000.00	8,000.00	4,280.00	3,720.00	53.50	11,080.00
903-35510 REGION 7E ADMIN FEES	.00	.00	.00	.00	.00	600.00
<b>TOTAL CHARGES FOR SERVICES</b>	<b>8,000.00</b>	<b>8,000.00</b>	<b>4,280.00</b>	<b>3,720.00</b>	<b>53.50</b>	<b>11,680.00</b>
<u>INTEREST &amp; MISC INCOME</u>						
903-36200 MISCELLANEOUS INCOME	.00	.00	.00	.00	.00	160.00
903-36210 INTEREST EARNINGS	1,000.00	1,000.00	401.49	598.51	40.15	1,570.59
<b>TOTAL INTEREST &amp; MISC INCOME</b>	<b>1,000.00</b>	<b>1,000.00</b>	<b>401.49</b>	<b>598.51</b>	<b>40.15</b>	<b>1,730.59</b>
<u>INTERGOVERNMENTAL REVENUES</u>						
903-37220 TOWER TERRACE DISTRIBUTION	15,000.00	15,000.00	13,143.75	1,856.25	87.62	14,906.75
<b>TOTAL INTERGOVERNMENTAL REVENUES</b>	<b>15,000.00</b>	<b>15,000.00</b>	<b>13,143.75</b>	<b>1,856.25</b>	<b>87.62</b>	<b>14,906.75</b>
<b>TOTAL FUND REVENUE</b>	<b>109,000.00</b>	<b>109,000.00</b>	<b>59,261.24</b>	<b>49,738.76</b>	<b>54.37</b>	<b>148,651.07</b>

**CITY OF CAMBRIDGE**  
**DETAIL EXPENDITURES WITH COMPARISON TO BUDGET**  
**FOR THE 5 MONTHS ENDING MAY 31, 2014**

**FUND 903 - HOUSING-OTHER BUS ACTIVITIES**

	ADOPTED BUDGET	AMENDED BUDGET	YTD ACTUAL	UNUSED/ UNEARNED	% OF BUDGET	PRIOR YR YTD ACTUAL
<u>OTHER HOUSING BUS ACTIV-ADMIN</u>						
903-49500-201 OFFICE SUPPLY	.00	.00	16.00	16.00	.00	.00
903-49500-322 POSTAGE	.00	.00	.00	.00	.00	12.22
903-49500-331 TRAVEL/MEALS/LODGING	.00	.00	323.20	323.20	.00	326.84
903-49500-409 LICENSE & SUPPORT CONTRACT	1,038.00	1,038.00	.00 (	1,038.00)	.00	.00
903-49500-433 DUES AND SUBSCRIPTIONS	500.00	500.00	.00 (	500.00)	.00	.00
903-49500-720 TRANSFERSOUT	22,462.00	22,462.00	.00 (	22,462.00)	.00	.00
<b>TOTAL OTHER HOUSING BUS ACTIV-ADMIN</b>	<b>24,000.00</b>	<b>24,000.00</b>	<b>339.20 (</b>	<b>23,660.80)</b>	<b>1.41</b>	<b>339.06</b>
<u>OTHER HOUSING BUS ACTIV-MAINT</u>						
903-49700-101 MAINT FT EMPLOYEES - REGULAR	.00	10,166.00	3,604.61 (	6,561.39)	35.46	.00
903-49700-121 PERA (EMPLOYER)	.00	737.00	277.44 (	459.56)	37.64	.00
903-49700-122 FICA/MEDICARE (EMPLOYER)	.00	778.00	282.98 (	495.02)	36.37	.00
903-49700-131 MEDICAL/DENTAL/LIFE	.00	2,797.00	1,438.25 (	1,358.75)	51.42	.00
903-49700-133 DEDUCTIBLE CONTRIBUTION	.00	275.00	.00 (	275.00)	.00	.00
903-49700-151 WORKERS' COMPENSATION PREMIUMS	.00	591.00	163.48 (	427.52)	27.66	.00
<b>TOTAL OTHER HOUSING BUS ACTIV-MAINT</b>	<b>.00</b>	<b>15,344.00</b>	<b>5,766.76 (</b>	<b>9,577.24)</b>	<b>37.58</b>	<b>.00</b>
<u>HOUSING ASSISTANCE PROGRAMS</u>						
903-49775-370 HAP-MHFA	85,000.00	85,000.00	41,436.00 (	43,564.00)	48.75	115,399.00
903-49775-373 HAP REGION 7E	.00	.00	.00	.00	.00	4,873.73
<b>TOTAL HOUSING ASSISTANCE PROGRAMS</b>	<b>85,000.00</b>	<b>85,000.00</b>	<b>41,436.00 (</b>	<b>43,564.00)</b>	<b>48.75</b>	<b>120,272.73</b>
<b>TOTAL FUND EXPENDITURES</b>	<b>109,000.00</b>	<b>124,344.00</b>	<b>47,541.96 (</b>	<b>76,802.04)</b>	<b>38.23</b>	<b>120,611.79</b>
<b>NET REVENUES OVER EXPENDITURES</b>	<b>.00 (</b>	<b>15,344.00)</b>	<b>11,719.28</b>	<b>126,540.80</b>		

# CITY OF CAMBRIDGE

BALANCE SHEET

MAY 31, 2014

## FUND 904 - CAPITAL FUND PROGRAM-HUD

### ASSETS

904-10200	EDA OPERATING ACCOUNT-CAPITAL	<u>37,715.00</u>	
	TOTAL ASSETS		<u><u>37,715.00</u></u>

### LIABILITIES AND EQUITY

#### FUND EQUITY

	REVENUE OVER EXPENDITURES - YTD	<u>37,715.00</u>	
	TOTAL FUND EQUITY		<u>37,715.00</u>
	TOTAL LIABILITIES AND EQUITY		<u><u>37,715.00</u></u>

**CITY OF CAMBRIDGE**  
**DETAIL REVENUES WITH COMPARISON TO BUDGET**  
**FOR THE 5 MONTHS ENDING MAY 31, 2014**

**FUND 904 - CAPITAL FUND PROGRAM-HUD**

		ADOPTED BUDGET	AMENDED BUDGET	YTD ACTUAL	UNUSED/ UNEARNED	% OF BUDGET	PRIOR YR YTD ACTUAL
<u>INTERGOVERNMENTAL REVENUES</u>							
904-33160	HUD CAPITAL GRANTS	.00	.00	37,715.00	( 37,715.00 )	.00	27,209.07
	TOTAL INTERGOVERNMENTAL REVENUES	.00	.00	37,715.00	( 37,715.00 )	.00	27,209.07
	TOTAL FUND REVENUE	.00	.00	37,715.00	( 37,715.00 )	.00	27,209.07

**CITY OF CAMBRIDGE**  
**DETAIL EXPENDITURES WITH COMPARISON TO BUDGET**  
**FOR THE 5 MONTHS ENDING MAY 31, 2014**

**FUND 904 - CAPITAL FUND PROGRAM-HUD**

	ADOPTED BUDGET	AMENDED BUDGET	YTD ACTUAL	UNUSED/ UNEARNED	% OF BUDGET	PRIOR YR YTD ACTUAL
<u>OTHER FINANCING USES</u>						
904-49300-720 TRANSFERS OUT	.00	.00	.00	.00	.00	27,209.07
TOTAL OTHER FINANCING USES	.00	.00	.00	.00	.00	27,209.07
TOTAL FUND EXPENDITURES	.00	.00	.00	.00	.00	27,209.07
NET REVENUES OVER EXPENDITURES	.00	.00	37,715.00	( 37,715.00 )		

# CITY OF CAMBRIDGE

BALANCE SHEET

MAY 31, 2014

## FUND 905 - HAP SECTION 8 VOUCHERS PROGRAM

### ASSETS

905-10130	FSS-CASH WITH ESCROW AGENT	3,157.20	
905-10200	EDA OPERATING ACCT-SECTION 8	7,423.00	
	TOTAL ASSETS		<u>10,580.20</u>

### LIABILITIES AND EQUITY

#### LIABILITIES

905-22000	FSS ESCROW	3,157.20	
	TOTAL LIABILITIES		3,157.20

#### FUND EQUITY

905-27200	RESTRICTED NET ASSETS-HAP	8,335.85	
	REVENUE OVER EXPENDITURES - YTD	( 912.85 )	
	TOTAL FUND EQUITY		<u>7,423.00</u>
	TOTAL LIABILITIES AND EQUITY		<u>10,580.20</u>



**CITY OF CAMBRIDGE**  
**DETAIL REVENUES WITH COMPARISON TO BUDGET**  
**FOR THE 5 MONTHS ENDING MAY 31, 2014**

**FUND 905 - HAP SECTION 8 VOUCHERS PROGRAM**

	ADOPTED BUDGET	AMENDED BUDGET	YTD ACTUAL	UNUSED/ UNEARNED	% OF BUDGET	PRIOR YR YTD ACTUAL
<u>INTERGOVERNMENTAL REVENUES</u>						
905-33160 A.C. EARNED SECTION 8	254,626.00	254,626.00	123,793.00	130,833.00	48.62	296,265.00
<b>TOTAL INTERGOVERNMENTAL REVENUES</b>	<b>254,626.00</b>	<b>254,626.00</b>	<b>123,793.00</b>	<b>130,833.00</b>	<b>48.62</b>	<b>296,265.00</b>
<u>INTERGOVERNMENTAL REVENUES</u>						
905-35100 FRAUD RECOVERY	.00	.00	523.00 (	523.00 )	.00	931.50
905-35101 FSS FORFEITURE	.00	.00	.00	.00	.00	5,728.33
<b>TOTAL INTERGOVERNMENTAL REVENUES</b>	<b>.00</b>	<b>.00</b>	<b>523.00 (</b>	<b>523.00 )</b>	<b>.00</b>	<b>6,659.83</b>
<u>INTEREST</u>						
905-36211 HAP INTEREST INCOME	.00	.00	3.03 (	3.03 )	.00	18.11
<b>TOTAL INTEREST</b>	<b>.00</b>	<b>.00</b>	<b>3.03 (</b>	<b>3.03 )</b>	<b>.00</b>	<b>18.11</b>
<b>TOTAL FUND REVENUE</b>	<b>254,626.00</b>	<b>254,626.00</b>	<b>124,319.03</b>	<b>130,306.97</b>	<b>48.82</b>	<b>302,942.94</b>

**CITY OF CAMBRIDGE**  
**DETAIL EXPENDITURES WITH COMPARISON TO BUDGET**  
**FOR THE 5 MONTHS ENDING MAY 31, 2014**

**FUND 905 - HAP OCCUPIED UNITS**

	ADOPTED BUDGET	AMENDED BUDGET	YTD ACTUAL	UNUSED/ UNEARNED	% OF BUDGET	PRIOR YR YTD ACTUAL
<u>HAP EXPENDITURES</u>						
905-49775-370 HAP OCCUPIED UNITS	254,626.00	254,626.00	123,588.00	( 131,038.00 )	48.54	295,512.00
905-49775-371 HAP-UTILITY ALLOWANCES	.00	.00	165.00	165.00	.00	879.00
905-49775-372 HAP-PORTABLE PAYING OUT	.00	.00	488.00	488.00	.00	7,197.00
905-49775-375 FSS	.00	.00	951.00	951.00	.00	3,406.00
905-49775-377 PORT PAY OUT ADMIN FEE	.00	.00	39.88	39.88	.00	624.70
<b>TOTAL HAP EXPENDITURES</b>	<u>254,626.00</u>	<u>254,626.00</u>	<u>125,231.88</u>	<u>( 129,394.12 )</u>	<u>49.18</u>	<u>307,618.70</u>
<b>TOTAL FUND EXPENDITURES</b>	<u>254,626.00</u>	<u>254,626.00</u>	<u>125,231.88</u>	<u>( 129,394.12 )</u>	<u>49.18</u>	<u>307,618.70</u>
<b>NET REVENUES OVER EXPENDITURES</b>	<u>.00</u>	<u>.00</u>	<u>( 912.85 )</u>	<u>259,701.09</u>		

**CITY OF CAMBRIDGE**  
SUMMARY REVENUES / EXPENDITURES COMPARED TO BUDGET  
FOR THE 5 MONTHS ENDING MAY 31, 2014

**FUND 205 - EDA ADMIN FUND**

	ADOPTED BUDGET	AMENDED BUDGET	YTD ACTUAL	UNUSED/ UNEARNED	% OF BUDGET	PRIOR YR YTD ACTUAL
<b>REVENUE</b>						
INTEREST	100.00	100.00	.00	( 100.00 )	.00	5,000.00
MALL OPERATING REVENUES	225,000.00	230,000.00	99,916.00	( 130,084.00 )	43.44	236,587.85
TRANSFERS FROM OTHER FUNDS	.00	.00	.00	.00	.00	20,000.00
<b>TOTAL FUND REVENUE</b>	<b>225,100.00</b>	<b>230,100.00</b>	<b>99,916.00</b>	<b>( 130,184.00 )</b>	<b>43.42</b>	<b>281,587.85</b>
<b>EXPENDITURES</b>						
EDA ADMINISTRATION	29,341.00	45,055.00	10,108.89	34,946.11	22.44	23,220.27
MALL OPERATING EXPENSES	139,810.00	158,810.00	121,069.77	37,740.23	76.24	130,720.52
EDA ADMINISTRATION	.00	.00	.00	.00	.00	4,580.00
<b>TOTAL EDA OPERATIONS</b>	<b>169,151.00</b>	<b>203,865.00</b>	<b>131,178.66</b>	<b>72,686.34</b>	<b>64.35</b>	<b>158,520.79</b>
<b>TOTAL FUND EXPENDITURES</b>	<b>169,151.00</b>	<b>203,865.00</b>	<b>131,178.66</b>	<b>72,686.34</b>	<b>64.35</b>	<b>158,520.79</b>
<b>NET REVENUE OVER EXPENDITURES</b>	<b>55,949.00</b>	<b>26,235.00</b>	<b>( 31,262.66 )</b>	<b>( 202,870.34 )</b>		

**CITY OF CAMBRIDGE**  
**DETAIL REVENUES WITH COMPARISON TO BUDGET**  
**FOR THE 5 MONTHS ENDING MAY 31, 2014**

**FUND 205 - EDA ADMIN FUND**

	ADOPTED BUDGET	AMENDED BUDGET	YTD ACTUAL	UNUSED/ UNEARNED	% OF BUDGET	PRIOR YR YTD ACTUAL
<u>INTEREST</u>						
205-36210 INTEREST EARNINGS	100.00	100.00	.00	100.00	.00	.00
205-36230 DONATIONS	.00	.00	.00	.00	.00	5,000.00
<b>TOTAL INTEREST</b>	<b>100.00</b>	<b>100.00</b>	<b>.00</b>	<b>100.00</b>	<b>.00</b>	<b>5,000.00</b>
<u>MALL OPERATING REVENUES</u>						
205-37200 MISCELLANEOUS	.00	.00	81.70	( 81.70 )	.00	74.35
205-37220 RENTAL FEES	225,000.00	230,000.00	99,834.30	130,165.70	43.41	236,513.50
<b>TOTAL MALL OPERATING REVENUES</b>	<b>225,000.00</b>	<b>230,000.00</b>	<b>99,916.00</b>	<b>130,084.00</b>	<b>43.44</b>	<b>236,587.85</b>
<u>TRANSFERS FROM OTHER FUNDS</u>						
205-39203 TRANSFERS FROM OTHER FUNDS	.00	.00	.00	.00	.00	20,000.00
<b>TOTAL TRANSFERS FROM OTHER FUNDS</b>	<b>.00</b>	<b>.00</b>	<b>.00</b>	<b>.00</b>	<b>.00</b>	<b>20,000.00</b>
<b>TOTAL FUND REVENUE</b>	<b>225,100.00</b>	<b>230,100.00</b>	<b>99,916.00</b>	<b>130,184.00</b>	<b>43.42</b>	<b>261,587.85</b>

**CITY OF CAMBRIDGE**  
**DETAIL EXPENDITURES WITH COMPARISON TO BUDGET**  
**FOR THE 5 MONTHS ENDING MAY 31, 2014**

**FUND 205 - EDA ADMIN FUND**

	ADOPTED BUDGET	AMENDED BUDGET	YTD ACTUAL	UNUSED/ UNEARNED	% OF BUDGET	PRIOR YR YTD ACTUAL
<b>EDA ADMINISTRATION</b>						
<i>PERSONAL SERVICES</i>						
205-41930-112 EDA MEETING PAYMENTS	2,500.00	2,500.00	490.00 (	2,010.00)	19.60	595.00
205-41930-122 FICA/MEDICARE (EMPLOYER)	191.00	191.00	37.51 (	153.49)	19.64	45.54
<b>TOTAL PERSONAL SERVICES</b>	<b>2,691.00</b>	<b>2,691.00</b>	<b>527.51 (</b>	<b>2,163.49)</b>	<b>19.60</b>	<b>640.54</b>
<i>SUPPLIES</i>						
205-41930-201 OFFICE SUPPLIES	.00	.00	.00	.00	.00	41.67
205-41930-212 GASOLINE/FUEL/LUBRICANTS	.00	.00	.00	.00	.00	24.42
<b>TOTAL SUPPLIES</b>	<b>.00</b>	<b>.00</b>	<b>.00</b>	<b>.00</b>	<b>.00</b>	<b>66.09</b>
<i>OTHER SERVICES &amp; CHARGES</i>						
205-41930-304 MISC PROFESSIONAL SERVICES	5,000.00	5,000.00	.00 (	5,000.00)	.00	3,916.56
205-41930-331 TRAVEL/MEALS/LODGING	750.00	750.00	112.97 (	637.03)	15.06	108.99
205-41930-334 MILEAGE REIMBURSEMENT	250.00	250.00	147.84 (	102.16)	59.14	.00
205-41930-351 LEGAL NOTICES/ORD PUB	200.00	200.00	.00 (	200.00)	.00	.00
205-41930-360 INSURANCE AND BONDS	2,800.00	2,800.00	.00 (	2,800.00)	.00	1,570.19
<b>TOTAL OTHER SERVICES &amp; CHARGES</b>	<b>9,000.00</b>	<b>9,000.00</b>	<b>260.81 (</b>	<b>8,739.19)</b>	<b>2.90</b>	<b>5,595.74</b>
<i>MISCELLANEOUS</i>						
205-41930-433 DUES AND SUBSCRIPTIONS	2,000.00	2,000.00	250.00 (	1,750.00)	12.50	.00
205-41930-440 SCHOOLS & MEETINGS	2,050.00	2,050.00	893.00 (	1,157.00)	43.56	1,358.50
205-41930-485 PROPERTY TAXES	.00	.00	.00	.00	.00	3,630.00
205-41930-488 DOWNTOWN TASK FORCE	.00	10,000.00	50.00 (	9,950.00)	.50	.00
205-41930-489 IND PARK MARKETING	13,600.00	19,314.00	8,127.57 (	11,186.43)	42.08	11,929.40
<b>TOTAL MISCELLANEOUS</b>	<b>17,650.00</b>	<b>33,364.00</b>	<b>9,320.57 (</b>	<b>24,043.43)</b>	<b>27.94</b>	<b>16,917.90</b>
<b>TOTAL EDA ADMINISTRATION</b>	<b>29,341.00</b>	<b>45,055.00</b>	<b>10,108.89 (</b>	<b>34,946.11)</b>	<b>22.44</b>	<b>23,220.27</b>
<b>MALL OPERATING EXPENSES</b>						
<i>PERSONAL SERVICES</i>						
205-47000-101 FULL-TIME EMPLOYEES - REGULAR	.00	20,333.00	7,209.19 (	13,123.81)	35.46	.00
205-47000-102 FULL-TIME EMPLOYEES - OVERTIME	.00	500.00	.00 (	500.00)	.00	.00
205-47000-121 PERA (EMPLOYER)	.00	1,510.00	554.92 (	955.08)	36.75	.00
205-47000-122 FICA/MEDICARE (EMPLOYER)	.00	1,594.00	566.19 (	1,027.81)	35.52	.00
205-47000-131 MEDICAL/DENTAL/LIFE	.00	5,594.00	2,892.92 (	2,701.08)	51.71	.00
205-47000-133 DEDUCTIBLE CONTRIBUTION	.00	550.00	.00 (	550.00)	.00	.00
205-47000-151 WORKERS' COMPENSATION PREMIUMS	.00	1,181.00	326.95 (	854.05)	27.68	.00
205-47000-154 HRA/FLEX FEES	.00	50.00	18.40 (	31.60)	36.80	.00
<b>TOTAL PERSONAL SERVICES</b>	<b>.00</b>	<b>31,312.00</b>	<b>11,568.57 (</b>	<b>19,743.43)</b>	<b>36.95</b>	<b>.00</b>

**CITY OF CAMBRIDGE**  
**DETAIL EXPENDITURES WITH COMPARISON TO BUDGET**  
**FOR THE 5 MONTHS ENDING MAY 31, 2014**

**FUND 205 - EDA ADMIN FUND**

	ADOPTED BUDGET	AMENDED BUDGET	YTD ACTUAL	UNUSED/ UNEARNED	% OF BUDGET	PRIOR YR YTD ACTUAL
<i>SUPPLIES</i>						
205-47000-211 MISC OPERATING SERVICES	.00	.00	114.27	114.27	.00	.00
205-47000-212 GASOLINE/FUEL	.00	.00	39.29	39.29	.00	.00
205-47000-221 REPAIRS & MAINTENANCE SUPPLIES	7,000.00	7,000.00	4,841.19	( 2,158.81 )	69.16	11,881.42
<b>TOTAL SUPPLIES</b>	<b>7,000.00</b>	<b>7,000.00</b>	<b>4,994.75</b>	<b>( 2,005.25 )</b>	<b>71.35</b>	<b>11,881.42</b>
<i>OTHER SERVICES &amp; CHARGES</i>						
205-47000-321 TELEPHONE/CELLULAR PHONES	1,600.00	1,600.00	545.87	( 1,054.13 )	34.12	1,262.40
205-47000-360 INSURANCE AND BONDS	7,000.00	7,000.00	.00	( 7,000.00 )	.00	7,568.43
205-47000-381 ELECTRIC UTILITIES	23,010.00	20,898.00	5,480.54	( 15,417.46 )	26.23	17,648.93
205-47000-382 WATER/WASTEWATER UTILITIES	5,700.00	5,200.00	1,882.44	( 3,317.56 )	36.20	4,732.98
205-47000-383 GAS UTILITIES	6,000.00	5,000.00	2,883.96	( 2,116.04 )	57.68	4,196.69
205-47000-384 REFUSE HAULING	4,500.00	4,500.00	1,579.32	( 2,920.68 )	35.10	4,412.29
<b>TOTAL OTHER SERVICES &amp; CHARGES</b>	<b>47,810.00</b>	<b>44,198.00</b>	<b>12,372.13</b>	<b>( 31,825.87 )</b>	<b>27.99</b>	<b>39,821.72</b>
<i>MISCELLANEOUS</i>						
205-47000-401 REP & MAINT-BLDG/STRUCTURES	5,200.00	2,500.00	.00	( 2,500.00 )	.00	198.17
205-47000-413 BNSF PARKING LOT LEASE	800.00	800.00	737.19	( 62.81 )	92.15	724.73
205-47000-489 OTHER CONTRACTED SERVICES	29,000.00	9,000.00	8,109.61	( 890.39 )	90.11	28,094.48
205-47000-490 MALL CAP FUND CONTRIBUTION	50,000.00	50,000.00	.00	( 50,000.00 )	.00	50,000.00
205-47000-496 MALL CAPITAL EQUIPMENT	.00	14,000.00	10,087.52	( 3,912.48 )	72.05	.00
205-47000-497 SENIOR CENTER TENANT BUILDOUT	.00	.00	73,200.00	73,200.00	.00	.00
<b>TOTAL MISCELLANEOUS</b>	<b>85,000.00</b>	<b>76,300.00</b>	<b>92,134.32</b>	<b>15,834.32</b>	<b>120.75</b>	<b>79,017.38</b>
<b>TOTAL MALL OPERATING EXPENSES</b>	<b>139,810.00</b>	<b>158,810.00</b>	<b>121,069.77</b>	<b>( 37,740.23 )</b>	<b>76.24</b>	<b>130,720.52</b>
<b>EDA ADMINISTRATION</b>						
<i>PERSONAL SERVICES</i>						
205-49300-720 TRANSFERS OUT - OPER TRANSFERS	.00	.00	.00	.00	.00	4,580.00
<b>TOTAL PERSONAL SERVICES</b>	<b>.00</b>	<b>.00</b>	<b>.00</b>	<b>.00</b>	<b>.00</b>	<b>4,580.00</b>
<b>TOTAL EDA ADMINISTRATION</b>	<b>.00</b>	<b>.00</b>	<b>.00</b>	<b>.00</b>	<b>.00</b>	<b>4,580.00</b>
<b>TOTAL FUND EXPENDITURES</b>	<b>169,151.00</b>	<b>203,865.00</b>	<b>131,178.66</b>	<b>( 72,686.34 )</b>	<b>64.35</b>	<b>158,520.79</b>
<b>NET REVENUES OVER EXPENDITURES</b>	<b>55,949.00</b>	<b>26,235.00</b>	<b>( 31,262.66 )</b>	<b>202,870.34</b>	<b>83.92</b>	<b>103,067.06</b>